




KINDERGARTEN READINESS CHECKLIST



SUCCESS **B**Y **6**TM



United Way
of Lancaster County

KINDERGARTEN READINESS CHECKLIST

As your child quickly approaches school age, you may be wondering if he or she has developed the skills necessary to be successful in this new and challenging part of their childhood. In order to help your child with the transition, United Way of Lancaster County's Success by 6 has provided you with the following list of behaviors that school districts and preschool programs across the state consistently look for to understand a child's readiness for the school experience.

Please keep in mind: any child who meets the locally determined kindergarten age requirement is eligible to attend kindergarten. This resource should never be used to exclude an age-eligible child from kindergarten.

CHILD'S NAME: _____

I can do this consistently	I am making progress	CRITERIA
LETTERS & WORDS:		
<input type="checkbox"/>	<input type="checkbox"/>	Recognizes and names at least ten letters of the alphabet
<input type="checkbox"/>	<input type="checkbox"/>	Matches a letter with the beginning sound of a word, for example: matches the letter "B" with a picture of a banana
<input type="checkbox"/>	<input type="checkbox"/>	Recognizes rhyming words such as "cat" and "hat"
<input type="checkbox"/>	<input type="checkbox"/>	Recognizes letters in his or her own first name
<input type="checkbox"/>	<input type="checkbox"/>	Begins to write some of the letters in his or her own first name
<input type="checkbox"/>	<input type="checkbox"/>	Recognizes his or her own first name in print
<input type="checkbox"/>	<input type="checkbox"/>	Understands words such as "top," "bottom," "big," and "little"
<input type="checkbox"/>	<input type="checkbox"/>	Recognizes words or signs he or she sees often, for example: McDonalds, Wal-Mart, or stop signs and exit signs
<input type="checkbox"/>	<input type="checkbox"/>	Begins to draw pictures to express ideas and tell stories
<input type="checkbox"/>	<input type="checkbox"/>	Recognizes and names at least five colors
SPEAKING:		
<input type="checkbox"/>	<input type="checkbox"/>	Shares and talks about his/her own experiences in a way that can be understood by most listeners
<input type="checkbox"/>	<input type="checkbox"/>	Follows directions with at least two steps, for example: "Pick up the blocks and put them on the shelf, please."
<input type="checkbox"/>	<input type="checkbox"/>	Initiates and joins in conversations with adults and children
<input type="checkbox"/>	<input type="checkbox"/>	Asks questions about how things work in the world around him, for example: "Why do babies cry?"
<input type="checkbox"/>	<input type="checkbox"/>	Says and/or sings familiar nursery rhymes
<input type="checkbox"/>	<input type="checkbox"/>	Answers simple questions: Who?, What?, When?, Where?
BOOKS:		
<input type="checkbox"/>	<input type="checkbox"/>	Holds and looks at books correctly, for example: holds the book right side up and turns the pages one at a time from front to back
<input type="checkbox"/>	<input type="checkbox"/>	Tells a story from the picture on the cover or in the book
<input type="checkbox"/>	<input type="checkbox"/>	Retells a simple story such as the <i>Three Little Pigs</i> after listening to it while looking at the pictures in the book
<input type="checkbox"/>	<input type="checkbox"/>	Makes simple predictions and comments about a story being read
<input type="checkbox"/>	<input type="checkbox"/>	Shows growing interest in reading and being read to
NUMBERS & SHAPES:		
<input type="checkbox"/>	<input type="checkbox"/>	Counts out loud from one to ten in correct order
<input type="checkbox"/>	<input type="checkbox"/>	Identifies written numbers from one to ten
<input type="checkbox"/>	<input type="checkbox"/>	Puts written numerals in order from one to ten: 1, 2, 3, 4, 5, 6, 7, 8, 9, 10
<input type="checkbox"/>	<input type="checkbox"/>	Counts at least five objects such as five bananas and five cookies
<input type="checkbox"/>	<input type="checkbox"/>	Sees the numeral '3' and understands this means three objects, such as three cookies
<input type="checkbox"/>	<input type="checkbox"/>	Adds and subtracts familiar objects such as raisins
<input type="checkbox"/>	<input type="checkbox"/>	Recognizes and names four shapes: circle, square, rectangle, and triangle

<input type="checkbox"/>	<input type="checkbox"/>	Uses familiar objects, such as raisins, to show concepts of more and less
<input type="checkbox"/>	<input type="checkbox"/>	Draws a line, circle, rectangle, triangle, X, and +
SAME, DIFFERENT, & PATTERNS:		
<input type="checkbox"/>	<input type="checkbox"/>	Matches two pictures that are alike
<input type="checkbox"/>	<input type="checkbox"/>	Looks at groups of objects and says which are the same shape, color, or size
<input type="checkbox"/>	<input type="checkbox"/>	Tells things that go together, for example: a spoon and fork are for eating and a fish and a boat go in the water
<input type="checkbox"/>	<input type="checkbox"/>	Repeats a pattern you start, for example: step, step, jump - step, step, jump
<input type="checkbox"/>	<input type="checkbox"/>	Puts three pictures in order, for example: 1. Planting flower seeds 2. Flowers growing 3. Picking flowers
GROWING UP:		
<input type="checkbox"/>	<input type="checkbox"/>	Tells full name, address, and telephone number
<input type="checkbox"/>	<input type="checkbox"/>	Tells if he or she is a boy or a girl
<input type="checkbox"/>	<input type="checkbox"/>	Tells how old he or she is
<input type="checkbox"/>	<input type="checkbox"/>	Takes care of own needs such as toileting, washing hands, dressing, and trying to tie his or her own shoes
<input type="checkbox"/>	<input type="checkbox"/>	Adjusts to new situations without parents being there
<input type="checkbox"/>	<input type="checkbox"/>	Runs, jumps, hops, throws, catches, and bounces a ball
<input type="checkbox"/>	<input type="checkbox"/>	Rides a tricycle
<input type="checkbox"/>	<input type="checkbox"/>	Uses pencils, crayons, and markers for drawing and writing, cuts safely with scissors
<input type="checkbox"/>	<input type="checkbox"/>	Attempts and completes tasks, understands it's okay to make mistakes
<input type="checkbox"/>	<input type="checkbox"/>	Remembers to say "please" and "thank you"
<input type="checkbox"/>	<input type="checkbox"/>	Resolves conflicts with playmates and others appropriately
<input type="checkbox"/>	<input type="checkbox"/>	Responds appropriately to his feelings and the feelings of others
<input type="checkbox"/>	<input type="checkbox"/>	Uses words to express feelings: "I'm angry," "I'm sad"
<input type="checkbox"/>	<input type="checkbox"/>	Takes turns, shares, and plays with other children
<input type="checkbox"/>	<input type="checkbox"/>	Initiates positive interaction with peers
<input type="checkbox"/>	<input type="checkbox"/>	Puts puzzles together
HEALTH & SAFETY:		
<input type="checkbox"/>	<input type="checkbox"/>	Follows a set routine and schedule for preparing for bed, personal hygiene, and eating meals
<input type="checkbox"/>	<input type="checkbox"/>	Uses good habits, for example: uses a spoon to eat, closed mouth when chewing, covers nose and mouth to sneeze, and washes hands after using the toilet and before eating
<input type="checkbox"/>	<input type="checkbox"/>	Is aware of and follows simple safety rules
<input type="checkbox"/>	<input type="checkbox"/>	Visits the doctor and dentist regularly
<input type="checkbox"/>	<input type="checkbox"/>	Recognizes potentially dangerous or harmful objects, substances, situations, and activities
<input type="checkbox"/>	<input type="checkbox"/>	Asks for adult help when needed
<input type="checkbox"/>	<input type="checkbox"/>	Participates in vigorous physical activity daily

Remember that play is an important part of learning. Your child learns best when he or she is spending time with you and doing activities which are interesting and fun!



For additional information, assistance, or if you don't know where to turn, please call 2-1-1.



© 2016, United Way of Lancaster County, Pennsylvania
Printed in the United States of America

This Kindergarten Readiness Checklist is excerpted and adapted from the "Getting Ready for Kindergarten" calendar produced by Success By 6, the Early Childhood Initiative of the United Way of Carlisle & Cumberland County in Carlisle, Pennsylvania, and the school readiness calendar produced by the Arkansas Dept. of Human Services, Division of Child Care and Early Childhood Education. Our special thanks for their willingness to share their work with us.

**United Way
of Lancaster County**

PARENTING TIPS TO HELP YOUR CHILD SUCCEED

 **Being a good parent is one of the most difficult and rewarding jobs you will ever have. Every parent wants their child to succeed in school and in life.**

Act as a positive role model by demonstrating a positive and healthy lifestyle. Be sure your lifestyle choices do not put your child at risk for physical or emotional harm.

Provide nutritious food, appropriate clothing, and a safe and healthy home. Use an age/size appropriate car safety seat. Provide supervision according to your child's age and needs. Be constantly aware of the activity and whereabouts of your child.

Make sure your child gets regular medical and dental care. Know basic first aid techniques and treatments.

Understand your child's ages and stages. Interact with your child in a developmentally appropriate manner. Your child should be able to wait to get your attention and help to pick up toys.

Show affection to your child by providing hugs and gentle touches. Comfort your child when he or she is upset. Interact with your child through conversation, eye contact and facial expressions. Use positive words and avoid "put downs." Children respond best to praise and positive reinforcement for appropriate behaviors.

You are your child's first teacher – what you do impacts your child's love of reading and learning. Help your child get the most benefit from his/her school experiences to assure they reach their full potential. Be aware of community resources if you are having difficulties dealing with your child in any way.

- Prepare your child for school success by providing appropriate books and toys.
- Read to your child every day. Take your child to your local library.
- Interact with your child in a variety of play and reading activities.
- "Get down" to your child's level during play activities.
- Be understanding and sensitive to your child's wishes and needs.
- Spend time talking with your child.

For information on community resources to ensure your child's success, call 2-1-1.

 **Learn, and use, a variety of behavior techniques that are developmentally appropriate for your child.**

- Plan Ahead – Prevention and preparation are necessary to keep your child safe.
- Use Positive Reinforcement – Catch your child being good and offer praise.
- Distract your child from inappropriate behavior or activity by offering a diversion or substitute activity, or a change in the environment.
- Provide appropriate activities and choices for your child.
- Behave in a manner that sets a good example for your child.
- Set appropriate limits for your child and maintain them; establish house rules which include routines and a framework for daily living.
- Discipline your child with care and appropriate actions. Use "Time Outs" or Counting Out and Counting Down. (Counting Out - You have until the count of three to do...; Counting down – In ten minutes it will be time for your bath.)
- Set natural and logical consequences for misbehavior, such as taking away privileges.
- Be consistent with your child.

 **Take time for yourself and take care of yourself. It is important for you to enjoy activities alone or with other appropriate adults.**

For additional information, assistance, or if you don't know where to turn, please call 2-1-1.

www.LiveUnitedLancaster.org

SUCCESS BY 6™



**United Way
of Lancaster County**