



What is PBIS?

Positive behavioral interventions and supports (PBIS) are a way for schools to encourage positive behavior. With PBIS, schools teach kids about behavior, just as they would teach about other subjects like reading and math. The focus of PBIS is proactive and focuses on teaching and learning, not punishing.

PBIS programs target both individual behavior and environmental factors. Proving more effective than punitive discipline strategies, PBIS programs can address issues such as bullying prevention, social skills development, and resiliency building. Through this program, we recognize that students have diverse needs and learning experiences in terms of behavior. These needs are addressed accordingly. We are working to shape future behaviors by acknowledging students when we “catch” them doing what is expected.

MTSD K-6 PBIS




Beginning with the 2019-2020 school year, all of our K-6 buildings have implemented school-wide PBIS. K-6 school teams developed a behavior matrix and lessons focused on three behaviors: Respect, Responsibility and Safety. Teachers delivered K-6 lessons focused on these behaviors in various areas and times of our school day: Bus, Classroom, Hallway, Playground, Cafeteria, Bathroom, and Arrival/Dismissal. A copy of the behavior matrix that is being used in all of our K-6 schools is located on the back of this letter for your reference. Each of our schools is reinforcing these behaviors in different ways and recognizing students and classes who demonstrate these positive behaviors.

We recognize that whether your child is at home or school, academic and behavior skills need to be re-learned and practiced. If your child needs some extra practice, you may receive information that your child had a booster session, which is a mini-lesson where students practice the desired behaviors. We appreciate that successful PBIS programs require regular communication with parents/guardians.

How Can Parents/Guardians Help?

- Help teach your children the importance of school-wide behavior expectations (Respect, Responsibility, and Safety) at home, at school, and in the community. It’s great for them to hear this at home, too!
- Support with teaching and reinforcement of expectations in home and community settings.
- Recognize and celebrate your child’s successes. Set goals with your child in areas where he/she may need to grow.
- Ask questions? If you have questions about PBIS, please ask your child’s teacher or principal. We are excited about partnering with parents/guardians to help teach and reinforce positive behaviors.

MTSD K-6 PBIS MATRIX

Behaviors	Playground (Recess)	All Classrooms	Bus	Cafeteria	Hallway/ Stairwell	Arrival/ Dismissal	Bathroom
<p>Respect</p> 	<ul style="list-style-type: none"> • Voice Level: 0-3 • Be respectful of others' play • Follow directions • Include others • Show good sportsmanship 	<ul style="list-style-type: none"> • Voice Level: 0-2 • Use kind words and actions • Use whole body listening • Be positive with self and others • Take turns and share with others • Take care of school property 	<ul style="list-style-type: none"> • Voice Level: 0-2 • Use kind words and actions • Listen to safety patrols and bus drivers 	<ul style="list-style-type: none"> • Voice Level: 0-2 • Listen and follow directions • Use manners- say "please" and "thank you" • Raise your hand if you need anything • Include others • Respect others' space and personal items 	<ul style="list-style-type: none"> • Voice Level: 0 • Look with your eyes, not your hands • Use quiet feet while on the stairs • Hold the door for the person behind you • Use a silent greeting like a wave 	<ul style="list-style-type: none"> • Voice Level: 0-1 • Follow adult directions 	<ul style="list-style-type: none"> • Voice Level: 0-1 • Honor privacy • Keep the area clean
<p>Responsibility</p> 	<ul style="list-style-type: none"> • Use recess equipment properly • Return equipment • Dress appropriately for weather • Keep track of personal belongings • Remind friends of appropriate behavior & expectations 	<ul style="list-style-type: none"> • Follow directions the first time • Complete work on time and to the best of your ability • Organize yourself and materials • Ask for help when needed • Follow rules and be honest 	<ul style="list-style-type: none"> • Follow the rules of the bus- no eating or drinking • Stay in your seat, face forward • Keep your area/seat clean • Stay alert for your stop and have your belongings ready 	<ul style="list-style-type: none"> • Know your lunch choice and PIN code • Keep your area clean • Line up quietly when entering and exiting the cafeteria • Get everything you need before you sit down • Ask permission to get up 	<ul style="list-style-type: none"> • Walk on the right side • Report to your destination promptly • Take the most direct route. • Hug your belongings • Stay with your line 	<ul style="list-style-type: none"> • Walk to breakfast, your classroom, bus line, dismissal spot quickly, quietly, carefully - "Walk with a purpose!" • Be in charge of yourself, your belongings, and your actions • Take the most direct route 	<ul style="list-style-type: none"> • Flush • Wash your hands with soap and water • Throw away trash • Return to your class when finished
<p>Safety</p> 	<ul style="list-style-type: none"> • Use hands and feet safely while playing • Report problems to adult • For your safety, listen to directions of all adults the first time • Be aware of your surroundings 	<ul style="list-style-type: none"> • Use school supplies safely • Use walking feet • Keep hands and feet to self • Reach out to trusted adults when needed • Follow adult directions the first time 	<ul style="list-style-type: none"> • Walk in line one at a time to get on and off the bus • Keep backpack and belongings out of the aisle • Keep hands, feet, and objects inside the bus at all times 	<ul style="list-style-type: none"> • Use walking feet • Line up/sit down in correct area • Eat your own food 	<ul style="list-style-type: none"> • Eyes looking forward • Maintain personal space • Walk • Report unsafe behaviors • Keep hands and objects to yourself 	<ul style="list-style-type: none"> • Eyes forward, use walking feet • Hands and feet to yourself • Report any problems to an adult • Wear backpack appropriately 	<ul style="list-style-type: none"> • Report any problems to an adult • Walk in and out • Be careful of slippery floors