

LEA Name : Manheim Township SD  
Address : PO Box 5134  
Lancaster , PA 17606

County : Lancaster  
AUN Number : 113364503  
LEA Type : SD


## Annual Financial Report Accuracy Certification Statement

For Fiscal Year Ending  
**6/30/2018**


Pennsylvania Department of Education  
&  
Office of Comptroller Operations

PDE-2056: Intermediate Unit  
PDE-2057: School District, AVTS/CTC, Charter School,  
and Special Program Jointure

**CERTIFICATION: By signing this page I agree that the electronic data submitted is a complete and accurate statement of the financial operations and status of the local education agency for the fiscal year. It has been prepared in accordance with generally accepted accounting principles and established Commonwealth of PA reporting guidelines.**

  
\_\_\_\_\_  
Chief School Administrator Signature

\_\_\_\_\_  
Date 11/30/2018

  
\_\_\_\_\_  
Board Secretary Signature

\_\_\_\_\_  
Date 11/30/2018

Steve Brubaker  
\_\_\_\_\_  
Contact Person

(717)569-8231      Ext :3113  
\_\_\_\_\_  
Contact Person Telephone Number

brubakst@mtwp.net  
\_\_\_\_\_  
Contact Person E-mail Address

\_\_\_\_\_  
Contact Person Fax Number

**Audit Certification**  
**Annual Financial Report:**  
For Fiscal Year Ending **6/30/2018**  
**(Pursuant to PA School Code Section 218(b))**

LEA Name : Manheim Township SD  
AUN Number : 113364503  
County : Lancaster

<b>Audit Certification Due:</b> 12/31/2018
---

This certification is applicable to the Annual Financial Report data submitted through the Consolidated Financial Reporting System on: 11/30/2018  
Date

**Auditing Firm:**

Boyer & Ritter LLC  
211 House Avenue  
  
Camp Hill , PA , 17011-


**Auditor Contact Name:** Matthew Wildasin

**Auditor Phone:** (717)761-7210

**Auditor E-mail:** mwildasin@cpabr.com

CERTIFICATION: By signing this page I agree that the financial statements of the school have been properly audited as noted above pursuant to Article XXIV, and in the auditor's professional opinion, the Annual Financial Report (PDE-2057) submitted on the date referenced is materially consistent with the audited financial statements.

**Chief School Administrator**

  
Signature

12/14/2018  
Date

**Board Secretary**

 12/14/18  
Signature Date

Steve Brubaker

\_\_\_\_\_  
Contact Person

brubakst@mtwp.net

\_\_\_\_\_  
Contact Person E-mail Address

(717)569-8231

Ext :3113

\_\_\_\_\_  
Contact Person Telephone Number

\_\_\_\_\_  
Contact Person Fax Number

<u>Val Number</u>	<u>Description</u>	<u>Justification</u>
16015	<p>REP Fund 51: Object 300 is greater than object 500. Purchased services for food service contracted services should be coded to objects 571 and 572. Correct or enter a justification.</p> <p>REP Fund 51 Object 300: \$38,749.00            REP Fund 51 Object 500: \$6,091.00</p>	Expenses in object 300 are for temporary services. Food service is not contracted.
41162	<p>Expenditure Detail, Salaries (Object 100) and Benefits (Object 200 series): Amounts must be entered for both Salaries and Benefits.</p> <p>Please verify following fund and function codes:            Fund 10 Function 2390;            Fund 10 Function 2890;</p>	Function 2390 represents cell phone reimbursements for administrators. Function 2890 represents vision insurance reimbursements.
50160	SOIN: All Governmental Fund General Obligation Bonds must include an amount for Interest Paid during Fiscal Year. Correct data or enter a justification.	Series A&B of 2018 were issued in April 2018, and did not have any payments due in 2017-2018.
50450	<p>SESS - 2350 Legal and Accounting Services: SESS Schedule amounts for Special Education vary from prior year by 40% or more. Correct the data or enter a justification.</p> <p>SESS Schedule 2350: \$35,151.86            Prior Year SESS Schedule 2350: \$12,770.08</p>	The District incurred more legal fees related to special education cases in 2017-2018 than in the prior year.

Amounts Expressed in Whole Dollars	<u>General Fund</u> <u>(10)</u>	<u>Public Purpose Trust</u> <u>(27)</u>	<u>Other Compt Approved</u> <u>(28)</u>	<u>Athletic / Activity</u> <u>(29)</u>	<u>Capital Reserve (690.</u> <u>1850)</u> <u>(31)</u>
<b>Assets And Deferred Outflows Of Resources</b>					
<b>Assets</b>					
0100 Cash and Cash Equivalents	4,365,257				
0110 Investments	14,812,824				
0120 Taxes Receivable	832,936				
0130 Due From Other Funds	100,071				
0141 Due From Other Governments	2,414,285				
0142 State Revenue Receivable	4,076,367				
0143 Federal Revenue Receivable	365,081				
0145 Other Intergovernmental Revenue Receivable					
0146 Due from Primary Government					
0147 Due from Component Unit					
0150 Other Receivables	331,475				
0170 Inventories					
0180 Prepaid Expenses (Expenditures)	71,182				
0190 Other Current Assets	2,192				
<b>Total Assets</b>	<b>\$27,371,670</b>				
0910 Deferred Outflows of Resources					
<b>Total Assets And Deferred Outflows Of Resources</b>	<b>\$27,371,670</b>				

Amounts Expressed in Whole Dollars	<u>Capital Reserve (1431)</u> <u>(32)</u>	<u>Other Capital Projects</u> <u>Fund</u> <u>(39)</u>	<u>Debt Service</u> <u>(40)</u>	<u>Permanent</u> <u>(90)</u>	<u>Total Governmental</u> <u>Funds</u>
<b>Assets And Deferred Outflows Of Resources</b>					
<b>Assets</b>					
0100 Cash and Cash Equivalents	1,114,348	496,866	14,403		5,990,874
0110 Investments	11,400,000	50,000,000			76,212,824
0120 Taxes Receivable					832,936
0130 Due From Other Funds	8,777				108,848
0141 Due From Other Governments					2,414,285
0142 State Revenue Receivable					4,076,367
0143 Federal Revenue Receivable					365,081
0145 Other Intergovernmental Revenue Receivable					
0146 Due from Primary Government					
0147 Due from Component Unit					
0150 Other Receivables					331,475
0170 Inventories					
0180 Prepaid Expenses (Expenditures)					71,182
0190 Other Current Assets					2,192
<b>Total Assets</b>	<b>\$12,523,125</b>	<b>\$50,496,866</b>	<b>\$14,403</b>		<b>\$90,406,064</b>
0910 Deferred Outflows of Resources					
<b>Total Assets And Deferred Outflows Of Resources</b>	<b>\$12,523,125</b>	<b>\$50,496,866</b>	<b>\$14,403</b>		<b>\$90,406,064</b>

Amounts Expressed in Whole Dollars

	<u>General Fund</u> <u>(10)</u>	<u>Public Purpose Trust</u> <u>(27)</u>	<u>Other Compt Approved</u> <u>(28)</u>	<u>Athletic / Activity</u> <u>(29)</u>	<u>Capital Reserve (690.</u> <u>1850)</u> <u>(31)</u>
<b>Liabilities And Deferred Inflows Of Resources And Fund Balances</b>					
<b>Liabilities</b>					
0400 Due to Other Funds	512				
0411 Due to Other Governments	151,882				
0412 Due to Primary Government					
0413 Due to Component Unit					
0420 Accounts Payable	1,170,376				
0430 Contracts Payable					
0440 Current Portion of Long-Term Debt					
0450 Short-Term Payables					
0461 Accrued Salaries and Benefits	9,475,464				
0462 Payroll Deductions and Withholding	493,668				
0480 Unearned Revenues	29,722				
0490 Other Current Liabilities	180,625				
<b>Total Liabilities</b>	<b>\$11,502,249</b>				
0950 Deferred Inflows of Resources	542,639				
<b>Fund Balances</b>					
0810 Nonspendable Fund Balance	71,182				
0820 Restricted Fund Balance					
0830 Committed Fund Balance	7,431,365				
0840 Assigned Fund Balance					
0850 Unassigned Fund Balance	7,824,235				
<b>Total Fund Balances</b>	<b>\$15,326,782</b>				
<b>Total Liabilities, Deferred Inflows Of Resources And Fund Balances</b>	<b>\$27,371,670</b>				

Amounts Expressed in Whole Dollars

	<u>Capital Reserve (1431)</u> <u>(32)</u>	<u>Other Capital Projects</u> <u>Fund</u> <u>(39)</u>	<u>Debt Service</u> <u>(40)</u>	<u>Permanent</u> <u>(90)</u>	<u>Total Governmental</u> <u>Funds</u>
<b>Liabilities And Deferred Inflows Of Resources And Fund Balances</b>					
<b>Liabilities</b>					
0400 Due to Other Funds		8,777			9,289
0411 Due to Other Governments					151,882
0412 Due to Primary Government					
0413 Due to Component Unit					
0420 Accounts Payable	191,704				1,362,080
0430 Contracts Payable					
0440 Current Portion of Long-Term Debt					
0450 Short-Term Payables					
0461 Accrued Salaries and Benefits					9,475,464
0462 Payroll Deductions and Withholding					493,668
0480 Unearned Revenues					29,722
0490 Other Current Liabilities					180,625
<b>Total Liabilities</b>	<b>\$191,704</b>	<b>\$8,777</b>			<b>\$11,702,730</b>
0950 Deferred Inflows of Resources					542,639
<b>Fund Balances</b>					
0810 Nonspendable Fund Balance					71,182
0820 Restricted Fund Balance	12,331,421	50,488,089			62,819,510
0830 Committed Fund Balance					7,431,365
0840 Assigned Fund Balance			14,403		14,403
0850 Unassigned Fund Balance					7,824,235
<b>Total Fund Balances</b>	<b>\$12,331,421</b>	<b>\$50,488,089</b>	<b>\$14,403</b>		<b>\$78,160,695</b>
<b>Total Liabilities, Deferred Inflows Of Resources And Fund Balances</b>	<b>\$12,523,125</b>	<b>\$50,496,866</b>	<b>\$14,403</b>		<b>\$90,406,064</b>

Amounts Expressed in Whole Dollars	<u>General Fund</u> <u>(10)</u>	<u>Public Purpose Trust</u> <u>(27)</u>	<u>Other Compt Approved</u> <u>(28)</u>	<u>Athletic / Activity</u> <u>(29)</u>	<u>Capital Reserve (690.</u> <u>1850)</u> <u>(31)</u>
<b>Revenues</b>					
6000 Revenue from Local Sources	73,751,824				
7000 Revenue from State Sources	19,933,866				
8000 Revenue from Federal Sources	845,701				
<b>Total Revenues</b>	<b>\$94,531,391</b>				
<b>Expenditures</b>					
1000 Instruction	52,438,300				
2000 Support Services	26,474,062				
3000 Operation of Non-Instructional Services	1,567,891				
4000 Facilities Acquisition, Construction and Improvement Services	3,475				
5110 Debt Service					
5130 Refund of Prior Year Revenues / Receipts	4,515				
<b>Total Expenditures</b>	<b>\$80,488,243</b>				
<b>Excess (Deficiency) Of Revenues Over Expenditures</b>	<b>\$14,043,148</b>				
<b>Other Financing Sources (Uses)</b>					
9110 Face Value of Bonds Issued					
9120 Proceeds from Refunding of Bonds					
9130 Bond Premiums					
9200 Proceeds from Extended-Term Financing					
9300 Interfund Transfers - IN					
9400 Sale of or Compensation for Loss of Fixed Assets	300				
9710 Transfers from Component Units					
9720 Transfers from Primary Governments					
9910 Other Financing Sources Not Listed in the 9000 Series					
9990 Insurance Recoveries	52,820				
5120 Debt Service – Refunded Bonds					
5150 Bond Discounts					
5200 Interfund Transfers – Out	17,960,930				
5300 Transfers Out to Component Units/Primary Governments					
<b>Total Other Financing Sources (Uses)</b>	<b>(\$17,907,810)</b>				



Amounts Expressed in Whole Dollars	<u>Capital Reserve (1431)</u> <u>(32)</u>	<u>Other Capital Projects</u> <u>Fund</u> <u>(39)</u>	<u>Debt Service</u> <u>(40)</u>	<u>Permanent</u> <u>(90)</u>	<u>Total Governmental</u> <u>Funds</u>
<b>Revenues</b>					
6000 Revenue from Local Sources	75,174	19,886	44		73,846,928
7000 Revenue from State Sources					19,933,866
8000 Revenue from Federal Sources					845,701
<b>Total Revenues</b>	<b>\$75,174</b>	<b>\$19,886</b>	<b>\$44</b>		<b>\$94,626,495</b>
<b>Expenditures</b>					
1000 Instruction					52,438,300
2000 Support Services		455,644	408,024		27,337,730
3000 Operation of Non-Instructional Services					1,567,891
4000 Facilities Acquisition, Construction and Improvement Services	3,139,203	11,757			3,154,435
5110 Debt Service			12,357,323		12,357,323
5130 Refund of Prior Year Revenues / Receipts					4,515
<b>Total Expenditures</b>	<b>\$3,139,203</b>	<b>\$467,401</b>	<b>\$12,765,347</b>		<b>\$96,860,194</b>
<b>Excess (Deficiency) Of Revenues Over Expenditures</b>	<b>(\$3,064,029)</b>	<b>(\$447,515)</b>	<b>(\$12,765,303)</b>		<b>(\$2,233,699)</b>
<b>Other Financing Sources (Uses)</b>					
9110 Face Value of Bonds Issued		45,000,000			45,000,000
9120 Proceeds from Refunding of Bonds			60,370,000		60,370,000
9130 Bond Premiums		5,934,095	936,762		6,870,857
9200 Proceeds from Extended-Term Financing					
9300 Interfund Transfers - IN	5,601,107		12,359,823		17,960,930
9400 Sale of or Compensation for Loss of Fixed Assets					300
9710 Transfers from Component Units					
9720 Transfers from Primary Governments					
9910 Other Financing Sources Not Listed in the 9000 Series					
9990 Insurance Recoveries					52,820
5120 Debt Service – Refunded Bonds			60,895,151		60,895,151
5150 Bond Discounts					
5200 Interfund Transfers – Out					17,960,930
5300 Transfers Out to Component Units/Primary Governments					
<b>Total Other Financing Sources (Uses)</b>	<b>\$5,601,107</b>	<b>\$50,934,095</b>	<b>\$12,771,434</b>		<b>\$51,398,826</b>

Amounts Expressed in Whole Dollars	<u>General Fund</u> <u>(10)</u>	<u>Public Purpose Trust</u> <u>(27)</u>	<u>Other Compt Approved</u> <u>(28)</u>	<u>Athletic / Activity</u> <u>(29)</u>	<u>Capital Reserve</u> (690. <u>1850)</u> <u>(31)</u>
<b>Special And Extraordinary Items</b>					
9920 Special Items – Gains					
9930 Extraordinary Items – Gains					
5520 Special Items – Losses					
5530 Extraordinary Items – Losses					
<b>Net Change In Fund Balances</b>	<b>(\$3,864,662)</b>				
<b>Fund Balance</b>					
0001 Fund Balance - Beginning of Fiscal Year	19,191,444				
<b>Fund Balance - End Of Year</b>	<b>\$15,326,782</b>				

Amounts Expressed in Whole Dollars	<u>Capital Reserve (1431)</u> <u>(32)</u>	<u>Other Capital Projects</u> <u>Fund</u> <u>(39)</u>	<u>Debt Service</u> <u>(40)</u>	<u>Permanent</u> <u>(90)</u>	<u>Total Governmental</u> <u>Funds</u>
<b>Special And Extraordinary Items</b>					
9920 Special Items – Gains					
9930 Extraordinary Items – Gains					
5520 Special Items – Losses					
5530 Extraordinary Items – Losses					
<b>Net Change In Fund Balances</b>	<b>\$2,537,078</b>	<b>\$50,486,580</b>	<b>\$6,131</b>		<b>\$49,165,127</b>
<b>Fund Balance</b>					
0001 Fund Balance - Beginning of Fiscal Year	9,794,343	1,509	8,272		28,995,568
<b>Fund Balance - End Of Year</b>	<b>\$12,331,421</b>	<b>\$50,488,089</b>	<b>\$14,403</b>		<b>\$78,160,695</b>

Amounts Expressed in Whole Dollars	<u>Food Service</u> <u>(51)</u>	<u>Child Care</u> <u>Operations</u> <u>(52)</u>	<u>Other Enterprise</u> <u>(58)</u>	<u>TOTAL</u>	<u>Internal Service</u> <u>(60)</u>
<b>Assets And Deferred Outflows Of Resources</b>					
<b>Current Assets</b>					
0100 Cash and Cash Equivalents	1,761,907			1,761,907	
0110 Investments					
0130 Due From Other Funds					
0141 Due From Other Governments	7,885			7,885	
0142 State Revenue Receivable	2,336			2,336	
0143 Federal Revenue Receivable	39,728			39,728	
0146 Due from Primary Government					
0147 Due from Component Unit					
0150 Other Receivables	16,313			16,313	
0170 Inventories	52,921			52,921	
0180 Prepaid Expenses (Expenditures)					
0190 Other Current Assets					
<b>Total Current Assets</b>	<b>\$1,881,090</b>			<b>\$1,881,090</b>	
<b>Noncurrent Assets</b>					
0211 Land					
0212 Site Improvements (Net)					
0220 Buildings and Building Improvements (Net)					
0230 Machinery, Equipment and Furniture (Net)	601,273			601,273	
0250 Construction in Progress					
0260 Long Term Prepayments					
0290 Other Noncurrent Assets					
<b>Total Noncurrent Assets</b>	<b>\$601,273</b>			<b>\$601,273</b>	
0910 Deferred Outflows of Resources	717,830			717,830	
<b>Total Assets And Deferred Outflows Of Resources</b>	<b>\$3,200,193</b>			<b>\$3,200,193</b>	

Amounts Expressed in Whole Dollars	<u>Food Service</u> <u>(51)</u>	<u>Child Care</u> <u>Operations</u> <u>(52)</u>	<u>Other Enterprise</u> <u>(58)</u>	<u>TOTAL</u>	<u>Internal Service</u> <u>(60)</u>
<b>Liabilities And Deferred Inflows Of Resources And Net Position</b>					
<b>Current Liabilities</b>					
0400 Due to Other Funds	86,388			86,388	
0411 Due to Other Governments					
0413 Due to Component Unit					
0420 Accounts Payable	20,152			20,152	
0430 Contracts Payable					
0440 Current Portion of Long-Term Debt					
0450 Short-Term Payables					
0461 Accrued Salaries and Benefits	20,557			20,557	
0462 Payroll Deductions and Withholding					
0480 Unearned Revenues	60,352			60,352	
0490 Other Current Liabilities	249			249	
<b>Total Current Liabilities</b>	<b>\$187,698</b>			<b>\$187,698</b>	
<b>Noncurrent Liabilities</b>					
0510 Bonds Payable					
0520 Extended-Term Financing Agreements Payable					
0530 Lease-Purchase Obligations					
0540 Accumulated Compensated Absences					
0550 Authority Lease Obligations					
0560 Other Post-Employment Benefits (OPEB)	343,999			343,999	
0570 Net Pension Liability	3,057,000			3,057,000	
0599 Other Noncurrent Liabilities					
<b>Total Noncurrent Liabilities</b>	<b>\$3,400,999</b>			<b>\$3,400,999</b>	
<b>Total Liabilities</b>	<b>\$3,588,697</b>			<b>\$3,588,697</b>	
0950 Deferred Inflows of Resources	31,048			31,048	
<b>Net Position</b>					
0791 Net Investment in Capital Assets	601,273			601,273	
0008 Restricted Net Position (0792 – 0798)					
0799 Unrestricted Net Position	(1,020,825)			(1,020,825)	
<b>Total Net Position</b>	<b>(\$419,552)</b>			<b>(\$419,552)</b>	
<b>Total Liabilities And Deferred Inflows Of Resources And Net Position</b>	<b>\$3,200,193</b>			<b>\$3,200,193</b>	

Amounts Expressed in Whole Dollars	<u>Food Service</u> <u>(51)</u>	<u>Child Care Operations</u> <u>(52)</u>	<u>Other Enterprise</u> <u>(58)</u>	<u>TOTAL</u>	<u>Internal Service</u> <u>(60)</u>
<b>Operating Revenues</b>					
6600 Food Service Revenue	1,105,963			1,105,963	
0071 Charges for Services	23,879			23,879	
0072 Other Operating Revenue					
<b>Total Operating Revenues</b>	<b>\$1,129,842</b>			<b>\$1,129,842</b>	
<b>Operating Expenses</b>					
100 Personnel Services – Salaries	822,568			822,568	
200 Personnel Services – Employee Benefits	639,547			639,547	
300 Purchased Professional and Technical Services	38,749			38,749	
400 Purchased Property Services	50,488			50,488	
500 Other Purchased Services	6,091			6,091	
600 Supplies	998,946			998,946	
740 Depreciation	158,066			158,066	
810 Dues and Fees	570			570	
890 Miscellaneous Expenditures					
<b>Total Operating Expenses</b>	<b>\$2,715,025</b>			<b>\$2,715,025</b>	
<b>Operating Income (Loss)</b>	<b>(\$1,585,183)</b>			<b>(\$1,585,183)</b>	
<b>Non Operating Revenues (Expenses)</b>					
6500 Earnings on Investments	24,229			24,229	
6920 Contributions and Donations from Private Sources	3,870			3,870	
6930 Gains or Losses on Sale of Fixed Assets					
6991 Refunds of a Prior Year Expenditure					
7000 Revenue from State Sources	232,881			232,881	
8000 Revenue from Federal Sources	1,221,917			1,221,917	
820 Claims and Judgments Against the LEA					
830 Interest					
<b>TOTAL Non Operating Revenues (Expenses)</b>	<b>\$1,482,897</b>			<b>\$1,482,897</b>	
<b>Income (Loss) Before Contributions And Transfers</b>	<b>(\$102,286)</b>			<b>(\$102,286)</b>	

Amounts Expressed in Whole Dollars	<u>Food Service</u> <u>(51)</u>	<u>Child Care Operations</u> <u>(52)</u>	<u>Other Enterprise</u> <u>(58)</u>	<u>TOTAL</u>	<u>Internal Service</u> <u>(60)</u>
<b>Contributions, Transfers, and Special and Extraordinary Items</b>					
5200 Interfund Transfers – Out					
5300 Transfers Out to Component Units/Primary Governments					
5520 Special Items – Losses					
5530 Extraordinary Items – Losses					
9300 Interfund Transfers - IN					
9500 Capital Contributions					
9700 Transfers IN From Component Units/Primary Governments					
9920 Special Items – Gains					
9930 Extraordinary Items – Gains					
<b>Change In Net Position</b>	<b>(\$102,286)</b>			<b>(\$102,286)</b>	
0002 Net Position - Beginning of Fiscal Year	(48,634)			(48,634)	
0003 Accounting Changes / Residual Equity Transfers	(268,632)			(268,632)	
<b>Net Position - End Of Year</b>	<b>(\$419,552)</b>			<b>(\$419,552)</b>	

Amounts Expressed in Whole Dollars	<u>Food Service</u> <u>(51)</u>	<u>Child Care Operations</u> <u>(52)</u>	<u>Other Enterprise</u> <u>(58)</u>	<u>TOTAL</u>	<u>Internal Service(60)</u>
<b>Cash Flows From Operating Activities</b>					
0011 Cash Receipts From Users	1,094,822			1,094,822	
0012 Cash Receipts From Assessments Made to Other Funds					
0013 Cash Receipts From Earnings on Investments					
0014 Cash Receipts From Other Operating Revenue	23,879			23,879	
0015 Cash Payments To Employees For Services	1,361,859			1,361,859	
0016 Cash Payments For Insurance Claims					
0017 Cash Payments To Suppliers For Goods and Services	995,617			995,617	
0018 Cash Payments For Other Operating Expenses					
<b>Net Cash Provided By (Used For) Operating Activities</b>	<b>(\$1,238,775)</b>			<b>(\$1,238,775)</b>	
<b>Cash Flows From Non-Capital Financing Activities</b>					
0021 Receipts From Local Sources - 6000	3,870			3,870	
0022 Receipts From State Sources - 7000	241,103			241,103	
0023 Receipts From Federal Sources -8000	1,231,981			1,231,981	
0024 Notes and Loans Received (Repaid)					
0025 Interest Paid on Notes/Loans - 5100-830					
0026 Operating Transfers In (Out)/Residual Equity Trans					
0027 Operating Transfers In (Out) Primary Government / Comp Unit					
0028 Receipts From Refund of Prior Year Expenditures - 6991					
0029 Special and Extraordinary Gains (losses)					
0030 Receipts from Insurance Recoveries -9990					
<b>Net Cash Prov By (Used for) Non-Capital Financing Activities</b>	<b>\$1,476,954</b>			<b>\$1,476,954</b>	
<b>Cash Flows From Capital and Related Financing Activities</b>					
0031 Payments For Fac Acq, Const, and Imp - 4000	(92,509)			(92,509)	
0032 Gain / (Loss) on Sale of Fixed Assets - 6930					
0033 Proceeds From Extended Term Financing - 9200					
0034 Principal Paid on Financing Agreements					
0035 Interest Paid on Financing Agreements - 5100-830					
0036 (Inc) Dec in Contributed Capital					
<b>Net Cash Prov By (Used for) Capital and Related Financing Activities</b>	<b>(\$92,509)</b>			<b>(\$92,509)</b>	
<b>Cash Flows From Investing Activities</b>					
0041 Earnings on Investments - 6500	24,229			24,229	
0042 Purchase of Inv Securities / Deposits to Inv Pools					
0043 Receipts From Investment Pool Withdrawals					
0044 Proceeds from Sale and Maturity of Inv Securities					



LEA : 113364503 Manheim Township SD

Printed 11/30/2018 10:00:28 AM

0045 Loans Received (Paid)

<b>Net Cash Prov By (Used for) Investing Activities</b>	<b>\$24,229</b>	<b>\$24,229</b>
---	-----------------	-----------------

	<u>Food Service</u> <u>(51)</u>	<u>Child Care Operations</u> <u>(52)</u>	<u>Other Enterprise</u> <u>(58)</u>	<u>TOTAL</u>	<u>Internal Service</u> <u>(60)</u>
<b>Net Increase (Decrease) in Cash Flows</b>	<b>169,899</b>			<b>169,899</b>	
0004 Cash and Cash Equivalents Beginning of Year	1,592,008			1,592,008	
<b>Cash and Cash Equivalents at Year End</b>	<b>\$1,761,907</b>			<b>\$1,761,907</b>	
<hr/>					
<b>Reconciliation of Operating Income (Loss) To Net Cash Provided by (Used For) Operating Activities</b>					
0005 Operating Income (Loss) per REP	(1,585,183)			(1,585,183)	
<b>Adjustments</b>					
0051 Depreciation and Net Amortization	158,066			158,066	
0052 Provision for Uncollectible Accounts					
0053 Other Adjustments	118,722			118,722	
<b>Effect of Changes in Assets, Liabilities, Deferred Outflows and Deferred Inflows</b>					
0054 (Inc) Dec In Accounts Receivable (0120-0150)	(12,065)			(12,065)	
0055 Advances to Other Funds (0160)					
0056 (Inc) Dec in Inventories (0170)	(13,902)			(13,902)	
0057 (Inc) Dec in Prepaid Expenses (0180)					
0058 (Inc) Dec in Other Current or Noncurrent Assets					
0064 Deferred Outflows (0910)	(39,869)			(39,869)	
0059 Inc (Dec) in Accounts Payable (0400-0450)	(5,672)			(5,672)	
0060 Inc (Dec) in Accrued Salaries/Benefits (0461)	4,671			4,671	
0065 Inc (Dec) in Net Pension Liabilities (0570)	75,000			75,000	
0066 Inc (Dec) in Other Postemp Benefit Oblig (0560)	54,406			54,406	
0061 Inc (Dec) in Payroll Deductions/Withholding (0462)					
0062 Inc (Dec) in Unearned Revenue (0480)	924			924	
0063 Inc (Dec) in Other Current or Noncurrent Liabilities	79			79	
0067 Deferred Inflows (0950)	6,048			6,048	
<b>Total Adjustments</b>	<b>\$346,408</b>			<b>\$346,408</b>	
<b>Cash Provided By (Used for) Total</b>	<b>(\$1,238,775)</b>			<b>(\$1,238,775)</b>	

COMBINED STATEMENT OF CASH FLOWS  
SCHEDULE OF NONCASH INVESTING, CAPITAL, AND FINANCING ACTIVITIES

Explanation of Transaction and Balance Sheet Effect	Amount
<b>Total</b>	

LEA : 113364503 Manheim Township SD

Printed 11/30/2018 10:00:29 AM

Amounts Expressed in Whole Dollars

	<u>Private Purpose Trust</u> (71)	<u>Investment Trust</u> (72)	<u>Pension Trust</u> (73)	<u>Activity</u> (81)
<b>Assets And Deferred Outflows Of Resources</b>				
<b>Assets</b>				
0100 Cash and Cash Equivalents	52,885			120,438
0110 Investments	126,592			
0130 Due From Other Funds				130
0147 Due from Component Unit				
0150 Other Receivables				112
0170 Inventories				6,406
0180 Prepaid Expenses (Expenditures)				
0190 Other Current Assets				
0220 Buildings and Building Improvements (Net)				
0230 Machinery, Equipment and Furniture (Net)				
<b>Total Assets</b>	<b>\$179,477</b>			<b>\$127,086</b>
0910 Deferred Outflows of Resources				
<b>Total Assets And Deferred Outflows Of Resources</b>	<b>\$179,477</b>			<b>\$127,086</b>

LEA : 113364503 Manheim Township SD

Printed 11/30/2018 10:00:29 AM

Amounts Expressed in Whole Dollars	<u>Other Agency</u> <u>(89)</u>	<u>Discrete Component Units</u> <u>(98)</u>	<u>Discrete Component Units</u> <u>(99)</u>	<u>Total Fiduciary Funds</u>
<b>Assets And Deferred Outflows Of Resources</b>				
<b>Assets</b>				
0100 Cash and Cash Equivalents				173,323
0110 Investments				126,592
0130 Due From Other Funds				130
0147 Due from Component Unit				
0150 Other Receivables				112
0170 Inventories				6,406
0180 Prepaid Expenses (Expenditures)				
0190 Other Current Assets				
0220 Buildings and Building Improvements (Net)				
0230 Machinery, Equipment and Furniture (Net)				
<b>Total Assets</b>				<b>\$306,563</b>
0910 Deferred Outflows of Resources				
<b>Total Assets And Deferred Outflows Of Resources</b>				<b>\$306,563</b>

LEA : 113364503 Manheim Township SD

Printed 11/30/2018 10:00:29 AM

Amounts Expressed in Whole Dollars	<u>Private Purpose Trust</u> (71)	<u>Investment Trust</u> (72)	<u>Pension Trust</u> (73)	<u>Activity</u> (81)
<b>Liabilities, Deferred Inflows Of Resources And Net Position</b>				
<b>Liabilities</b>				
0400 Due to Other Funds				13,301
0411 Due to Other Governments				
0412 Due to Primary Government				
0413 Due to Component Unit				
0420 Accounts Payable	39			82
0430 Contracts Payable				
0450 Short-Term Payables				
0461 Accrued Salaries and Benefits				
0462 Payroll Deductions and Withholding				
0480 Unearned Revenues				
0490 Other Current Liabilities				113,703
<b>Total Liabilities</b>	<b>\$39</b>			<b>\$127,086</b>
0950 Deferred Inflows of Resources				
<b>Net Position</b>				
0791 Net Investment in Capital Assets				
0009 Restricted Net Position (0792 – 0798)	179,438			
0799 Unrestricted Net Position				
<b>Total Net Position</b>	<b>\$179,438</b>			
<b>Total Liabilities, Deferred Inflows Of Resources And Net Position</b>	<b>\$179,477</b>			<b>\$127,086</b>

LEA : 113364503 Manheim Township SD

Printed 11/30/2018 10:00:29 AM

Amounts Expressed in Whole Dollars	<u>Other Agency</u> <u>(89)</u>	<u>Discrete Component Units</u> <u>(98)</u>	<u>Discrete Component Units</u> <u>(99)</u>	<u>Total Fiduciary Funds</u>
<b>Liabilities, Deferred Inflows Of Resources And Net Position</b>				
<b>Liabilities</b>				
0400 Due to Other Funds				13,301
0411 Due to Other Governments				
0412 Due to Primary Government				
0413 Due to Component Unit				
0420 Accounts Payable				121
0430 Contracts Payable				
0450 Short-Term Payables				
0461 Accrued Salaries and Benefits				
0462 Payroll Deductions and Withholding				
0480 Unearned Revenues				
0490 Other Current Liabilities				113,703
<b>Total Liabilities</b>				<b>\$127,125</b>
<b>Net Position</b>				
0950 Deferred Inflows of Resources				
0791 Net Investment in Capital Assets				
0009 Restricted Net Position (0792 – 0798)				179,438
0799 Unrestricted Net Position				
<b>Total Net Position</b>				<b>\$179,438</b>
<b>Total Liabilities, Deferred Inflows Of Resources And Net Position</b>				<b>\$306,563</b>

Amounts Expressed in Whole Dollars	<u>Private Purpose Trust</u> <u>(71)</u>	<u>Investment Trust</u> <u>(72)</u>	<u>Pension Trust</u> <u>(73)</u>	<u>Discrete Component</u> <u>Units</u> <u>(98)</u>	<u>Discrete Component</u> <u>Units</u> <u>(99)</u>	<u>Total Fiduciary</u> <u>Funds</u>
<b>Additions</b>						
0091 Gifts and Contributions	8,021					8,021
0092 Other Additions	2,010					2,010
<b>Deductions</b>						
0093 Scholarships Awarded	7,769					7,769
0094 Other Deductions						
<b>Change In Net Position</b>	<b>\$2,262</b>					<b>\$2,262</b>
0006 Net Position – Beginning of Fiscal Year	177,176					177,176
0007 Net Position Held in Trust for Pension Benefits						
<b>Net Position - End of Fiscal Year</b>	<b>\$179,438</b>					<b>\$179,438</b>



	<u>Revenue Reported In Current Year</u>	<u>Current Year Tax Accrual</u>	<u>Prior Year Tax Accrual</u>	<u>Taxes Collected In Current Year</u>
<b><u>Revenue from Local Sources</u></b>				
6111 Current Real Estate Taxes	60,478,472.57			60,478,472.57
6112 Interim Real Estate Taxes	640,847.78			640,847.78
6113 Public Utility Realty Taxes	68,121.29			68,121.29
6114 Payments in Lieu of Current Taxes - State / Local	200,258.08			200,258.08
6143 Current Act 511 Local Services Taxes	276,826.34			276,826.34
6151 Current Act 511 Earned Income Taxes	7,290,955.17			7,290,955.17
6153 Current Act 511 Real Estate Transfer Taxes	1,327,089.25			1,327,089.25
6411 Delinquent Real Estate Taxes	495,646.86			495,646.86
6500 Earnings on Investments	548,805.61			
6700 Revenues from LEA Activities	164,580.68			
6821 State Revenue Received from Other Pennsylvania Public LEAs	9,977.47			
6831 Federal Revenue Received from Other Pennsylvania Public LEAs	58,196.91			
6832 Federal IDEA Revenue Received as Pass Through	746,973.00			
6910 Rentals	679,888.25			
6920 Contributions and Donations from Private Sources	145,014.34			
6941 Regular Day School Tuition	18,484.26			
6942 Summer School Tuition	57,630.11			
6944 Receipts from Other LEAs in Pennsylvania - Education	154,894.82			
6961 Transportation Services Provided Other Pennsylvania LEAs	32,147.92			
6991 Refunds of a Prior Year Expenditure	28,789.01			
6999 Other Revenues Not Specified Above	328,223.92			
<b>TOTAL Revenue from Local Sources</b>	<b>\$73,751,823.64</b>			<b>\$70,778,217.34</b>

**Revenue Reported  
In Current Year**

**Revenue from State Sources**

7110 Basic Education Funding	5,694,737.11		
7160 Tuition for Orphans Subsidy	91,957.88		
7250 Migratory Children	80.00		
7271 Special Education funds for School-Aged Pupils	2,528,572.65		
7299 Program Revenues Not Listed Previously in the 7200 Series	1,037.53		
7311 Pupil Transportation Subsidy	1,000,205.72		
7312 Nonpublic and Charter School Pupil Transportation Subsidy	268,345.00		
7320 Rental and Sinking Fund Payments / Building Reimbursement Subsidy	1,005,847.16		
7330 Health Services (Medical, Dental, Nurse, Act 25)	112,033.97		
7340 State Property Tax Reduction Allocation	1,120,824.60		
7505 Ready to Learn Block Grant	474,037.00		
7810 State Share of Social Security and Medicare Taxes	1,415,728.15		
7820 State Share of Retirement Contributions	6,220,459.42		
<b>TOTAL Revenue from State Sources</b>	<b>\$19,933,866.19</b>		

**Revenue Reported  
In Current Year**

**Revenue from Federal Sources**

8514 NCLB, Title I - Improving the Academic Achievement of the Disadvantaged	483,339.85		
8515 NCLB, Title II - Preparing, Training and Recruiting High Quality Teachers and Principals	136,973.00		
8516 NCLB, Title III - Language Instruction for Limited English Proficient and Immigrant Students	39,237.00		
8517 NCLB, Title IV - 21St Century Schools	11,600.00		
8810 School-Based Access Medicaid Reimbursement Program (SBAP) Reimbursements (Access)	174,104.44		
8820 Medical Assistance Reimbursement for Administrative Claiming (Quarterly) Program	446.26		
<b>TOTAL Revenue from Federal Sources</b>	<b>\$845,700.55</b>		

**Revenue Reported  
In Current Year**

**Other Financing Sources**

9400 Sale of or Compensation for Loss of Fixed Assets	300.00			
9990 Insurance Recoveries	52,819.90			
<b>TOTAL Other Financing Sources</b>	<b>\$53,119.90</b>			
<b>TOTAL FROM ALL SOURCES</b>	<b>\$94,584,510.28</b>			<b>\$70,778,217.34</b>

Revenue from Local Sources	73,751,823.64
Revenue from State Sources	19,933,866.19
Revenue from Federal Sources	845,700.55
Other Financing Sources	53,119.90
<b>TOTAL FROM ALL SOURCES</b>	<b>\$94,584,510.28</b>

**General Fund (10)**

	<u>Total</u>
<b>1000 Instruction</b>	
<b>100 Personnel Services – Salaries</b>	
100 Personnel Services – Salaries	27,203,113.89
<b>Total Personnel Services – Salaries</b>	<b>\$27,203,113.89</b>
<b>200 Personnel Services – Employee Benefits</b>	
210 Group Insurance – Contracted Provider	19,509.89
220 Social Security Contributions	2,055,186.93
230 PSERS Retirement Contributions	8,823,776.65
250 Unemployment Compensation	19,337.82
260 Workers’ Compensation	131,546.74
270 Group Insurance – Self-Insurance	4,726,050.02
292 Health Savings Accounts	805,500.00
299 All Other Employee Benefits	20,000.00
<b>Total Personnel Services – Employee Benefits</b>	<b>\$16,600,908.05</b>
<b>300 Purchased Professional and Technical Services</b>	
322 Professional Educational Services – Ius	1,701,816.09
323 Professional Educational Services – Other Educational Agencies	69,510.50
324 Professional Educational Services – Employee Training and Development Services	2,920.00
329 Professional Educational Services – Other	1,150,440.40
330 Other Professional Services	3,700.00
340 Technical Services	2,000.00
390 Other Purchased Professional and Technical Services	5,319.88
<b>Total Purchased Professional and Technical Services</b>	<b>\$2,935,706.87</b>
<b>400 Purchased Property Services</b>	
410 Cleaning Services	10,423.00
430 Repairs and Maintenance Services	138,137.14
440 Rentals	829,879.77
<b>Total Purchased Property Services</b>	<b>\$978,439.91</b>
<b>500 Other Purchased Services</b>	
510 Student Transportation Services	38,994.38
530 Communications	30,999.45
561 Tuition To Other School Districts Within the State	136,421.53
562 Tuition To Pennsylvania Charter Schools	1,031,760.93
564 Tuition To Career and Technology Centers	694,982.37
567 Tuition To Approved Private Schools (APS) and PA Chartered Schools for the Deaf and Blind	703,534.48
568 Tuition To Private Residential Rehabilitative Institutions (PRRI) [In-State] and Detention Centers	75,576.28
569 Tuition – Other	238,233.22
580 Travel	1,712.85
<b>Total Other Purchased Services</b>	<b>\$2,952,215.49</b>
<b>600 Supplies</b>	
610 General Supplies	581,907.52
630 Food	6,471.70
640 Books and Periodicals	306,941.65
650 Supplies & Fees – Technology Related	479,840.17

**General Fund (10)**

<b>1000 Instruction</b>	<u><b>Total</b></u>
<b>Total Supplies</b>	<b>\$1,375,161.04</b>
<b>700 Property</b>	
752 Capital Equipment – Original and Additional	9,926.08
756 Capitalized Technology Hardware and Equipment – Original	6,762.90
766 Capitalized Technology Hardware and Equipment – Replacement	351,400.66
<b>Total Property</b>	<b>\$368,089.64</b>
<b>800 Other Objects</b>	
810 Dues and Fees	14,665.00
860 Grants To Municipal and Community Service Organizations	10,000.00
<b>Total Other Objects</b>	<b>\$24,665.00</b>
<b>Total 1000 Instruction</b>	<b>\$52,438,299.89</b>

**General Fund (10)**

**1100 Regular Programs – Elementary / Secondary**

	<u>Elementary</u>	<u>Secondary</u>	<u>Federal</u>	<u>Total</u>
<b>100 Personnel Services – Salaries</b>				
100 Personnel Services – Salaries	11,893,346.16	10,588,886.21	427,895.80	22,910,128.17
<b>Total Personnel Services – Salaries</b>	<b>\$11,893,346.16</b>	<b>\$10,588,886.21</b>	<b>\$427,895.80</b>	<b>\$22,910,128.17</b>
<b>200 Personnel Services – Employee Benefits</b>				
210 Group Insurance – Contracted Provider	7,560.12	7,560.13		15,120.25
220 Social Security Contributions	899,374.56	799,225.55	32,188.11	1,730,788.22
230 PSERS Retirement Contributions	3,834,855.58	3,523,663.00	69,608.52	7,428,127.10
250 Unemployment Compensation	146.58	218.24		364.82
260 Workers' Compensation	58,766.00	50,641.06	1,382.34	110,789.40
270 Group Insurance – Self-Insurance	2,111,414.06	1,925,939.61	49,002.83	4,086,356.50
292 Health Savings Accounts	346,500.00	351,000.00		697,500.00
299 All Other Employee Benefits	10,000.00	10,000.00		20,000.00
<b>Total Personnel Services – Employee Benefits</b>	<b>\$7,268,616.90</b>	<b>\$6,668,247.59</b>	<b>\$152,181.80</b>	<b>\$14,089,046.29</b>
<b>300 Purchased Professional and Technical Services</b>				
322 Professional Educational Services – Ius		8,651.02		8,651.02
323 Professional Educational Services – Other Educational Agencies		45,100.00		45,100.00
329 Professional Educational Services – Other	358,663.06	363,871.02	159.90	722,693.98
330 Other Professional Services		3,700.00		3,700.00
390 Other Purchased Professional and Technical Services	150.00	1,785.00		1,935.00
<b>Total Purchased Professional and Technical Services</b>	<b>\$358,813.06</b>	<b>\$423,107.04</b>	<b>\$159.90</b>	<b>\$782,080.00</b>
<b>400 Purchased Property Services</b>				
410 Cleaning Services	10,423.00			10,423.00
430 Repairs and Maintenance Services	68,410.51	63,222.53		131,633.04
440 Rentals	604,041.62	174,198.33		778,239.95
<b>Total Purchased Property Services</b>	<b>\$682,875.13</b>	<b>\$237,420.86</b>		<b>\$920,295.99</b>
<b>500 Other Purchased Services</b>				
510 Student Transportation Services	27,167.45	11,826.93		38,994.38
530 Communications	14,035.08	16,202.89		30,237.97
561 Tuition To Other School Districts Within the State	9,183.82	56,793.30		65,977.12
562 Tuition To Pennsylvania Charter Schools	102,387.90	714,996.42		817,384.32
568 Tuition To Private Residential Rehabilitative Institutions (PRRI) [In-State] and Detention Centers		1,809.54		1,809.54
580 Travel	1,175.08	150.22	83.42	1,408.72
<b>Total Other Purchased Services</b>	<b>\$153,949.33</b>	<b>\$801,779.30</b>	<b>\$83.42</b>	<b>\$955,812.05</b>
<b>600 Supplies</b>				
610 General Supplies	323,272.97	202,002.56		525,275.53
630 Food	2,453.45	4,018.25		6,471.70
640 Books and Periodicals	115,468.64	148,559.67	1,515.84	265,544.15
650 Supplies & Fees – Technology Related	125,483.37	300,509.36	31,416.56	457,409.29
<b>Total Supplies</b>	<b>\$566,678.43</b>	<b>\$655,089.84</b>	<b>\$32,932.40</b>	<b>\$1,254,700.67</b>
<b>700 Property</b>				
752 Capital Equipment – Original and Additional		9,926.08		9,926.08
756 Capitalized Technology Hardware and Equipment – Original		6,762.90		6,762.90
766 Capitalized Technology Hardware and Equipment – Replacement	166,873.19	142,387.78		309,260.97



General Fund (10)

1100 Regular Programs – Elementary / Secondary

	<u>Elementary</u>	<u>Secondary</u>	<u>Federal</u>	<u>Total</u>
<b>Total Property</b>	<b>\$166,873.19</b>	<b>\$159,076.76</b>		<b>\$325,949.95</b>
<b>800 Other Objects</b>				
810 Dues and Fees		14,265.00		14,265.00
<b>Total Other Objects</b>		<b>\$14,265.00</b>		<b>\$14,265.00</b>
<b>Total 1100 Regular Programs – Elementary / Secondary</b>	<b>\$21,091,152.20</b>	<b>\$19,547,872.60</b>	<b>\$613,253.32</b>	<b>\$41,252,278.12</b>

**General Fund (10)**

**1110 Regular Programs**

	<u>Elementary</u>	<u>Secondary</u>	<u>Federal</u>	<u>Total</u>
<b>100 Personnel Services – Salaries</b>				
100 Personnel Services – Salaries	11,893,346.16	10,588,886.21	141,910.88	22,624,143.25
<b>Total Personnel Services – Salaries</b>	<b>\$11,893,346.16</b>	<b>\$10,588,886.21</b>	<b>\$141,910.88</b>	<b>\$22,624,143.25</b>
<b>200 Personnel Services – Employee Benefits</b>				
210 Group Insurance – Contracted Provider	7,560.12	7,560.13		15,120.25
220 Social Security Contributions	899,374.56	799,225.55	10,709.55	1,709,309.66
230 PSERS Retirement Contributions	3,834,855.58	3,523,663.00	23,110.15	7,381,628.73
250 Unemployment Compensation	146.58	218.24		364.82
260 Workers' Compensation	58,766.00	50,641.06		109,407.06
270 Group Insurance – Self-Insurance	2,111,414.06	1,925,939.61		4,037,353.67
292 Health Savings Accounts	346,500.00	351,000.00		697,500.00
299 All Other Employee Benefits	10,000.00	10,000.00		20,000.00
<b>Total Personnel Services – Employee Benefits</b>	<b>\$7,268,616.90</b>	<b>\$6,668,247.59</b>	<b>\$33,819.70</b>	<b>\$13,970,684.19</b>
<b>300 Purchased Professional and Technical Services</b>				
322 Professional Educational Services – Ius		8,651.02		8,651.02
323 Professional Educational Services – Other Educational Agencies		45,100.00		45,100.00
329 Professional Educational Services – Other	358,663.06	363,871.02		722,534.08
330 Other Professional Services		3,700.00		3,700.00
390 Other Purchased Professional and Technical Services	150.00	1,785.00		1,935.00
<b>Total Purchased Professional and Technical Services</b>	<b>\$358,813.06</b>	<b>\$423,107.04</b>		<b>\$781,920.10</b>
<b>400 Purchased Property Services</b>				
410 Cleaning Services	10,423.00			10,423.00
430 Repairs and Maintenance Services	68,410.51	63,222.53		131,633.04
440 Rentals	604,041.62	174,198.33		778,239.95
<b>Total Purchased Property Services</b>	<b>\$682,875.13</b>	<b>\$237,420.86</b>		<b>\$920,295.99</b>
<b>500 Other Purchased Services</b>				
510 Student Transportation Services	27,167.45	11,826.93		38,994.38
530 Communications	14,035.08	16,202.89		30,237.97
561 Tuition To Other School Districts Within the State	9,183.82	56,793.30		65,977.12
562 Tuition To Pennsylvania Charter Schools	102,387.90	714,996.42		817,384.32
568 Tuition To Private Residential Rehabilitative Institutions (PRRI) [In-State] and Detention Centers		1,809.54		1,809.54
580 Travel	1,175.08	150.22	83.42	1,408.72
<b>Total Other Purchased Services</b>	<b>\$153,949.33</b>	<b>\$801,779.30</b>	<b>\$83.42</b>	<b>\$955,812.05</b>
<b>600 Supplies</b>				
610 General Supplies	323,272.97	202,002.56		525,275.53
630 Food	2,453.45	4,018.25		6,471.70
640 Books and Periodicals	115,468.64	148,559.67		264,028.31
650 Supplies & Fees – Technology Related	125,483.37	300,509.36		425,992.73
<b>Total Supplies</b>	<b>\$566,678.43</b>	<b>\$655,089.84</b>		<b>\$1,221,768.27</b>
<b>700 Property</b>				
752 Capital Equipment – Original and Additional		9,926.08		9,926.08
756 Capitalized Technology Hardware and Equipment – Original		6,762.90		6,762.90
766 Capitalized Technology Hardware and Equipment – Replacement	166,873.19	142,387.78		309,260.97

General Fund (10)

1110 Regular Programs

	<u>Elementary</u>	<u>Secondary</u>	<u>Federal</u>	<u>Total</u>
<b>Total Property</b>	<b>\$166,873.19</b>	<b>\$159,076.76</b>		<b>\$325,949.95</b>
<b>800 Other Objects</b>				
810 Dues and Fees		14,265.00		14,265.00
<b>Total Other Objects</b>		<b>\$14,265.00</b>		<b>\$14,265.00</b>
<b>Total 1110 Regular Programs</b>	<b>\$21,091,152.20</b>	<b>\$19,547,872.60</b>	<b>\$175,814.00</b>	<b>\$40,814,838.80</b>

**General Fund (10)**

**1190 Federally-Funded Regular Programs**

	<u>Elementary</u>	<u>Secondary</u>	<u>Federal</u>	<u>Total</u>
<b>100 Personnel Services – Salaries</b>				
100 Personnel Services – Salaries			285,984.92	285,984.92
<b>Total Personnel Services – Salaries</b>			<b>\$285,984.92</b>	<b>\$285,984.92</b>
<b>200 Personnel Services – Employee Benefits</b>				
220 Social Security Contributions			21,478.56	21,478.56
230 PSERS Retirement Contributions			46,498.37	46,498.37
260 Workers’ Compensation			1,382.34	1,382.34
270 Group Insurance – Self-Insurance			49,002.83	49,002.83
<b>Total Personnel Services – Employee Benefits</b>			<b>\$118,362.10</b>	<b>\$118,362.10</b>
<b>300 Purchased Professional and Technical Services</b>				
329 Professional Educational Services – Other			159.90	159.90
<b>Total Purchased Professional and Technical Services</b>			<b>\$159.90</b>	<b>\$159.90</b>
<b>600 Supplies</b>				
640 Books and Periodicals			1,515.84	1,515.84
650 Supplies & Fees – Technology Related			31,416.56	31,416.56
<b>Total Supplies</b>			<b>\$32,932.40</b>	<b>\$32,932.40</b>
<b>Total 1190 Federally-Funded Regular Programs</b>			<b>\$437,439.32</b>	<b>\$437,439.32</b>

**General Fund (10)**

**1200 Special Programs – Elementary / Secondary**

	<u>Elementary</u>	<u>Secondary</u>	<u>Federal</u>	<u>Total</u>
<b>100 Personnel Services – Salaries</b>				
100 Personnel Services – Salaries	2,190,938.23	1,880,363.93	125,609.79	4,196,911.95
<b>Total Personnel Services – Salaries</b>	<b>\$2,190,938.23</b>	<b>\$1,880,363.93</b>	<b>\$125,609.79</b>	<b>\$4,196,911.95</b>
<b>200 Personnel Services – Employee Benefits</b>				
210 Group Insurance – Contracted Provider	2,418.22	1,792.50		4,210.72
220 Social Security Contributions	165,684.38	141,897.42	9,546.79	317,128.59
230 PSERS Retirement Contributions	713,134.84	610,936.74	40,911.16	1,364,982.74
250 Unemployment Compensation	10,577.00	8,396.00		18,973.00
260 Workers' Compensation	10,594.19	9,057.65	641.00	20,292.84
270 Group Insurance – Self-Insurance	305,416.74	320,784.96		626,201.70
292 Health Savings Accounts	60,750.00	47,250.00		108,000.00
<b>Total Personnel Services – Employee Benefits</b>	<b>\$1,268,575.37</b>	<b>\$1,140,115.27</b>	<b>\$51,098.95</b>	<b>\$2,459,789.59</b>
<b>300 Purchased Professional and Technical Services</b>				
322 Professional Educational Services – Ius	865,039.09	270,919.86	551,490.28	1,687,449.23
323 Professional Educational Services – Other Educational Agencies	22,568.00	1,842.50		24,410.50
324 Professional Educational Services – Employee Training and Development Services	1,430.00	1,490.00		2,920.00
329 Professional Educational Services – Other	92,552.76	115,220.63	193,939.00	401,712.39
340 Technical Services	2,000.00			2,000.00
390 Other Purchased Professional and Technical Services	1,915.32	1,469.56		3,384.88
<b>Total Purchased Professional and Technical Services</b>	<b>\$985,505.17</b>	<b>\$390,942.55</b>	<b>\$745,429.28</b>	<b>\$2,121,877.00</b>
<b>400 Purchased Property Services</b>				
430 Repairs and Maintenance Services	3,276.43	3,227.67		6,504.10
440 Rentals	27,885.50	23,754.32		51,639.82
<b>Total Purchased Property Services</b>	<b>\$31,161.93</b>	<b>\$26,981.99</b>		<b>\$58,143.92</b>
<b>500 Other Purchased Services</b>				
530 Communications		761.48		761.48
561 Tuition To Other School Districts Within the State	44,819.84	20,810.37		65,630.21
562 Tuition To Pennsylvania Charter Schools	21,696.25	192,680.36		214,376.61
564 Tuition To Career and Technology Centers		298,267.55		298,267.55
567 Tuition To Approved Private Schools (APS) and PA Chartered Schools for the Deaf and Blind		703,534.48		703,534.48
568 Tuition To Private Residential Rehabilitative Institutions (PRRI) [In-State] and Detention Centers		49,183.27		49,183.27
569 Tuition – Other		207,153.22		207,153.22
580 Travel	271.64	32.49		304.13
<b>Total Other Purchased Services</b>	<b>\$66,787.73</b>	<b>\$1,472,423.22</b>		<b>\$1,539,210.95</b>
<b>600 Supplies</b>				
610 General Supplies	13,489.06	36,321.01		49,810.07
640 Books and Periodicals	28,706.35	10,101.31	2,589.84	41,397.50
650 Supplies & Fees – Technology Related	1,603.93	1,266.95		2,870.88
<b>Total Supplies</b>	<b>\$43,799.34</b>	<b>\$47,689.27</b>	<b>\$2,589.84</b>	<b>\$94,078.45</b>
<b>700 Property</b>				
766 Capitalized Technology Hardware and Equipment – Replacement	22,755.43	19,384.26		42,139.69
<b>Total Property</b>	<b>\$22,755.43</b>	<b>\$19,384.26</b>		<b>\$42,139.69</b>
<b>Total 1200 Special Programs – Elementary / Secondary</b>	<b>\$4,609,523.20</b>	<b>\$4,977,900.49</b>	<b>\$924,727.86</b>	<b>\$10,512,151.55</b>

General Fund (10)

1210 Life Skills Support

100 Personnel Services – Salaries

	<u>Elementary</u>	<u>Secondary</u>	<u>Federal</u>	<u>Total</u>
100 Personnel Services – Salaries	18,134.95			18,134.95
<b>Total Personnel Services – Salaries</b>	<b>\$18,134.95</b>			<b>\$18,134.95</b>

200 Personnel Services – Employee Benefits

220 Social Security Contributions	1,387.33			1,387.33
230 PSERS Retirement Contributions	5,906.53			5,906.53
260 Workers' Compensation	87.32			87.32
<b>Total Personnel Services – Employee Benefits</b>	<b>\$7,381.18</b>			<b>\$7,381.18</b>

600 Supplies

610 General Supplies	865.57	28,541.91		29,407.48
640 Books and Periodicals	12,925.98	6,107.15		19,033.13
650 Supplies & Fees – Technology Related		69.97		69.97
<b>Total Supplies</b>	<b>\$13,791.55</b>	<b>\$34,719.03</b>		<b>\$48,510.58</b>
<b>Total 1210 Life Skills Support</b>	<b>\$39,307.68</b>	<b>\$34,719.03</b>		<b>\$74,026.71</b>

**General Fund (10)**

**1220 Sensory Support**

	<u>Elementary</u>	<u>Secondary</u>	<u>Federal</u>	<u>Total</u>
<b>100 Personnel Services – Salaries</b>				
100 Personnel Services – Salaries	294,940.03	67,979.47		362,919.50
<b>Total Personnel Services – Salaries</b>	<b>\$294,940.03</b>	<b>\$67,979.47</b>		<b>\$362,919.50</b>
<b>200 Personnel Services – Employee Benefits</b>				
210 Group Insurance – Contracted Provider	487.98			487.98
220 Social Security Contributions	22,078.23	5,104.86		27,183.09
230 PSERS Retirement Contributions	96,062.37	22,140.86		118,203.23
260 Workers' Compensation	1,425.07	328.86		1,753.93
270 Group Insurance – Self-Insurance	60,205.32	15,419.79		75,625.11
292 Health Savings Accounts	12,750.00	2,250.00		15,000.00
<b>Total Personnel Services – Employee Benefits</b>	<b>\$193,008.97</b>	<b>\$45,244.37</b>		<b>\$238,253.34</b>
<b>300 Purchased Professional and Technical Services</b>				
322 Professional Educational Services – Ius	5,619.39	21,643.41		27,262.80
323 Professional Educational Services – Other Educational Agencies		187.50		187.50
340 Technical Services	2,000.00			2,000.00
<b>Total Purchased Professional and Technical Services</b>	<b>\$7,619.39</b>	<b>\$21,830.91</b>		<b>\$29,450.30</b>
<b>500 Other Purchased Services</b>				
580 Travel	47.55	32.49		80.04
<b>Total Other Purchased Services</b>	<b>\$47.55</b>	<b>\$32.49</b>		<b>\$80.04</b>
<b>600 Supplies</b>				
610 General Supplies	4,094.31	1,686.57		5,780.88
640 Books and Periodicals		98.95		98.95
<b>Total Supplies</b>	<b>\$4,094.31</b>	<b>\$1,785.52</b>		<b>\$5,879.83</b>
<b>Total 1220 Sensory Support</b>	<b>\$499,710.25</b>	<b>\$136,872.76</b>		<b>\$636,583.01</b>

**General Fund (10)**

**1230 Emotional Support**

	<u>Elementary</u>	<u>Secondary</u>	<u>Federal</u>	<u>Total</u>
<b>100 Personnel Services – Salaries</b>				
100 Personnel Services – Salaries	445,538.03	19,678.47		465,216.50
<b>Total Personnel Services – Salaries</b>	<b>\$445,538.03</b>	<b>\$19,678.47</b>		<b>\$465,216.50</b>
<b>200 Personnel Services – Employee Benefits</b>				
210 Group Insurance – Contracted Provider	315.56			315.56
220 Social Security Contributions	33,738.84	1,505.41		35,244.25
230 PSERS Retirement Contributions	145,111.93	6,409.25		151,521.18
260 Workers' Compensation	2,155.25	94.76		2,250.01
270 Group Insurance – Self-Insurance	64,458.25			64,458.25
292 Health Savings Accounts	13,500.00			13,500.00
<b>Total Personnel Services – Employee Benefits</b>	<b>\$259,279.83</b>	<b>\$8,009.42</b>		<b>\$267,289.25</b>
<b>300 Purchased Professional and Technical Services</b>				
322 Professional Educational Services – Ius	77,036.64	179,654.73		256,691.37
323 Professional Educational Services – Other Educational Agencies	22,568.00	1,655.00		24,223.00
329 Professional Educational Services – Other	5,356.65	3,208.90		8,565.55
<b>Total Purchased Professional and Technical Services</b>	<b>\$104,961.29</b>	<b>\$184,518.63</b>		<b>\$289,479.92</b>
<b>500 Other Purchased Services</b>				
561 Tuition To Other School Districts Within the State	37,499.00	724.86		38,223.86
564 Tuition To Career and Technology Centers		54,393.12		54,393.12
567 Tuition To Approved Private Schools (APS) and PA Chartered Schools for the Deaf and Blind		94,418.53		94,418.53
568 Tuition To Private Residential Rehabilitative Institutions (PRRI) [In-State] and Detention Centers		8,697.47		8,697.47
569 Tuition – Other		145,139.22		145,139.22
<b>Total Other Purchased Services</b>	<b>\$37,499.00</b>	<b>\$303,373.20</b>		<b>\$340,872.20</b>
<b>600 Supplies</b>				
610 General Supplies	3,340.84	5,503.16		8,844.00
640 Books and Periodicals	14,889.43	2,451.52		17,340.95
<b>Total Supplies</b>	<b>\$18,230.27</b>	<b>\$7,954.68</b>		<b>\$26,184.95</b>
<b>Total 1230 Emotional Support</b>	<b>\$865,508.42</b>	<b>\$523,534.40</b>		<b>\$1,389,042.82</b>



**General Fund (10)**

**1240 Academic Support**

	<u>Elementary</u>	<u>Secondary</u>	<u>Federal</u>	<u>Total</u>
<b>100 Personnel Services – Salaries</b>				
100 Personnel Services – Salaries	1,405,614.22	1,791,105.87	125,609.79	3,322,329.88
<b>Total Personnel Services – Salaries</b>	<b>\$1,405,614.22</b>	<b>\$1,791,105.87</b>	<b>\$125,609.79</b>	<b>\$3,322,329.88</b>
<b>200 Personnel Services – Employee Benefits</b>				
210 Group Insurance – Contracted Provider	1,614.68	1,792.50		3,407.18
220 Social Security Contributions	106,436.56	135,164.74	9,546.79	251,148.09
230 PSERS Retirement Contributions	457,354.22	581,865.46	40,911.16	1,080,130.84
250 Unemployment Compensation	10,577.00	8,396.00		18,973.00
260 Workers' Compensation	6,796.49	8,626.60	641.00	16,064.09
270 Group Insurance – Self-Insurance	180,753.17	305,365.17		486,118.34
292 Health Savings Accounts	34,500.00	45,000.00		79,500.00
<b>Total Personnel Services – Employee Benefits</b>	<b>\$798,032.12</b>	<b>\$1,086,210.47</b>	<b>\$51,098.95</b>	<b>\$1,935,341.54</b>
<b>300 Purchased Professional and Technical Services</b>				
324 Professional Educational Services – Employee Training and Development Services	1,430.00	1,490.00		2,920.00
329 Professional Educational Services – Other	87,196.11	112,011.73		199,207.84
390 Other Purchased Professional and Technical Services		57.49		57.49
<b>Total Purchased Professional and Technical Services</b>	<b>\$88,626.11</b>	<b>\$113,559.22</b>		<b>\$202,185.33</b>
<b>400 Purchased Property Services</b>				
430 Repairs and Maintenance Services		755.00		755.00
440 Rentals	27,885.50	23,754.32		51,639.82
<b>Total Purchased Property Services</b>	<b>\$27,885.50</b>	<b>\$24,509.32</b>		<b>\$52,394.82</b>
<b>500 Other Purchased Services</b>				
530 Communications		761.48		761.48
561 Tuition To Other School Districts Within the State	7,320.84	20,085.51		27,406.35
562 Tuition To Pennsylvania Charter Schools	21,696.25	192,680.36		214,376.61
564 Tuition To Career and Technology Centers		243,874.43		243,874.43
569 Tuition – Other		62,014.00		62,014.00
580 Travel	224.09			224.09
<b>Total Other Purchased Services</b>	<b>\$29,241.18</b>	<b>\$519,415.78</b>		<b>\$548,656.96</b>
<b>600 Supplies</b>				
610 General Supplies	2,643.14	589.37		3,232.51
640 Books and Periodicals	890.94	1,443.69		2,334.63
650 Supplies & Fees – Technology Related	307.93	1,196.98		1,504.91
<b>Total Supplies</b>	<b>\$3,842.01</b>	<b>\$3,230.04</b>		<b>\$7,072.05</b>
<b>700 Property</b>				
766 Capitalized Technology Hardware and Equipment – Replacement	22,755.43	19,384.26		42,139.69
<b>Total Property</b>	<b>\$22,755.43</b>	<b>\$19,384.26</b>		<b>\$42,139.69</b>
<b>Total 1240 Academic Support</b>	<b>\$2,375,996.57</b>	<b>\$3,557,414.96</b>	<b>\$176,708.74</b>	<b>\$6,110,120.27</b>

**General Fund (10)**

	<u>Elementary</u>	<u>Secondary</u>	<u>Federal</u>	<u>Total</u>
<b>1241 Learning Support – Public</b>				
<b>100 Personnel Services – Salaries</b>				
100 Personnel Services – Salaries	1,161,844.22	1,541,720.47	125,609.79	2,829,174.48
<b>Total Personnel Services – Salaries</b>	<b>\$1,161,844.22</b>	<b>\$1,541,720.47</b>	<b>\$125,609.79</b>	<b>\$2,829,174.48</b>
<b>200 Personnel Services – Employee Benefits</b>				
210 Group Insurance – Contracted Provider	1,241.64	1,569.12		2,810.76
220 Social Security Contributions	88,018.27	116,372.70	9,546.79	213,937.76
230 PSERS Retirement Contributions	378,055.81	500,657.03	40,911.16	919,624.00
250 Unemployment Compensation	10,577.00	8,396.00		18,973.00
260 Workers' Compensation	5,618.53	7,420.77	641.00	13,680.30
270 Group Insurance – Self-Insurance	137,479.89	256,810.58		394,290.47
292 Health Savings Accounts	25,500.00	37,500.00		63,000.00
<b>Total Personnel Services – Employee Benefits</b>	<b>\$646,491.14</b>	<b>\$928,726.20</b>	<b>\$51,098.95</b>	<b>\$1,626,316.29</b>
<b>300 Purchased Professional and Technical Services</b>				
329 Professional Educational Services – Other	86,876.31	107,854.34		194,730.65
<b>Total Purchased Professional and Technical Services</b>	<b>\$86,876.31</b>	<b>\$107,854.34</b>		<b>\$194,730.65</b>
<b>400 Purchased Property Services</b>				
430 Repairs and Maintenance Services		755.00		755.00
440 Rentals	27,885.50	23,754.32		51,639.82
<b>Total Purchased Property Services</b>	<b>\$27,885.50</b>	<b>\$24,509.32</b>		<b>\$52,394.82</b>
<b>500 Other Purchased Services</b>				
530 Communications		761.48		761.48
561 Tuition To Other School Districts Within the State	7,320.84	20,085.51		27,406.35
562 Tuition To Pennsylvania Charter Schools	21,696.25	192,680.36		214,376.61
564 Tuition To Career and Technology Centers		243,874.43		243,874.43
569 Tuition – Other		62,014.00		62,014.00
580 Travel	11.07			11.07
<b>Total Other Purchased Services</b>	<b>\$29,028.16</b>	<b>\$519,415.78</b>		<b>\$548,443.94</b>
<b>600 Supplies</b>				
610 General Supplies	2,643.14	589.37		3,232.51
640 Books and Periodicals	890.94	1,443.69		2,334.63
650 Supplies & Fees – Technology Related	307.93	1,196.98		1,504.91
<b>Total Supplies</b>	<b>\$3,842.01</b>	<b>\$3,230.04</b>		<b>\$7,072.05</b>
<b>700 Property</b>				
766 Capitalized Technology Hardware and Equipment – Replacement	22,755.43	19,384.26		42,139.69
<b>Total Property</b>	<b>\$22,755.43</b>	<b>\$19,384.26</b>		<b>\$42,139.69</b>
<b>Total 1241 Learning Support – Public</b>	<b>\$1,978,722.77</b>	<b>\$3,144,840.41</b>	<b>\$176,708.74</b>	<b>\$5,300,271.92</b>

**General Fund (10)**

**1243 Gifted Support**

	<u>Elementary</u>	<u>Secondary</u>	<u>Federal</u>	<u>Total</u>
<b>100 Personnel Services – Salaries</b>				
100 Personnel Services – Salaries	243,770.00	249,385.40		493,155.40
<b>Total Personnel Services – Salaries</b>	<b>\$243,770.00</b>	<b>\$249,385.40</b>		<b>\$493,155.40</b>
<b>200 Personnel Services – Employee Benefits</b>				
210 Group Insurance – Contracted Provider	373.04	223.38		596.42
220 Social Security Contributions	18,418.29	18,792.04		37,210.33
230 PSERS Retirement Contributions	79,298.41	81,208.43		160,506.84
260 Workers' Compensation	1,177.96	1,205.83		2,383.79
270 Group Insurance – Self-Insurance	43,273.28	48,554.59		91,827.87
292 Health Savings Accounts	9,000.00	7,500.00		16,500.00
<b>Total Personnel Services – Employee Benefits</b>	<b>\$151,540.98</b>	<b>\$157,484.27</b>		<b>\$309,025.25</b>
<b>300 Purchased Professional and Technical Services</b>				
324 Professional Educational Services – Employee Training and Development Services	1,430.00	1,490.00		2,920.00
329 Professional Educational Services – Other	319.80	4,157.39		4,477.19
390 Other Purchased Professional and Technical Services		57.49		57.49
<b>Total Purchased Professional and Technical Services</b>	<b>\$1,749.80</b>	<b>\$5,704.88</b>		<b>\$7,454.68</b>
<b>500 Other Purchased Services</b>				
580 Travel	213.02			213.02
<b>Total Other Purchased Services</b>	<b>\$213.02</b>			<b>\$213.02</b>
<b>Total 1243 Gifted Support</b>	<b>\$397,273.80</b>	<b>\$412,574.55</b>		<b>\$809,848.35</b>

**General Fund (10)**

	<u>Elementary</u>	<u>Secondary</u>	<u>Federal</u>	<u>Total</u>
<b>1270 Multi-Handicapped Support</b>				
<b>100 Personnel Services – Salaries</b>				
100 Personnel Services – Salaries	26,711.00	1,600.12		28,311.12
<b>Total Personnel Services – Salaries</b>	<b>\$26,711.00</b>	<b>\$1,600.12</b>		<b>\$28,311.12</b>
<b>200 Personnel Services – Employee Benefits</b>				
220 Social Security Contributions	2,043.42	122.41		2,165.83
230 PSERS Retirement Contributions	8,699.79	521.17		9,220.96
260 Workers’ Compensation	130.06	7.43		137.49
<b>Total Personnel Services – Employee Benefits</b>	<b>\$10,873.27</b>	<b>\$651.01</b>		<b>\$11,524.28</b>
<b>300 Purchased Professional and Technical Services</b>				
322 Professional Educational Services – Ius	782,383.06			782,383.06
<b>Total Purchased Professional and Technical Services</b>	<b>\$782,383.06</b>			<b>\$782,383.06</b>
<b>500 Other Purchased Services</b>				
567 Tuition To Approved Private Schools (APS) and PA Chartered Schools for the Deaf and Blind		302,810.00		302,810.00
<b>Total Other Purchased Services</b>		<b>\$302,810.00</b>		<b>\$302,810.00</b>
<b>600 Supplies</b>				
610 General Supplies	2,545.20			2,545.20
650 Supplies & Fees – Technology Related	1,296.00			1,296.00
<b>Total Supplies</b>	<b>\$3,841.20</b>			<b>\$3,841.20</b>
<b>Total 1270 Multi-Handicapped Support</b>	<b>\$823,808.53</b>	<b>\$305,061.13</b>		<b>\$1,128,869.66</b>

**General Fund (10)**

**1290 Special Programs - Other Support**

**300 Purchased Professional and Technical Services**

	<u>Elementary</u>	<u>Secondary</u>	<u>Federal</u>	<u>Total</u>
322 Professional Educational Services – lus		69,621.72	551,490.28	621,112.00
329 Professional Educational Services – Other			193,939.00	193,939.00
390 Other Purchased Professional and Technical Services	1,915.32	1,412.07		3,327.39
<b>Total Purchased Professional and Technical Services</b>	<b>\$1,915.32</b>	<b>\$71,033.79</b>	<b>\$745,429.28</b>	<b>\$818,378.39</b>

**400 Purchased Property Services**

430 Repairs and Maintenance Services	3,276.43	2,472.67		5,749.10
<b>Total Purchased Property Services</b>	<b>\$3,276.43</b>	<b>\$2,472.67</b>		<b>\$5,749.10</b>

**500 Other Purchased Services**

567 Tuition To Approved Private Schools (APS) and PA Chartered Schools for the Deaf and Blind		306,305.95		306,305.95
568 Tuition To Private Residential Rehabilitative Institutions (PRRI) [In-State] and Detention Centers		40,485.80		40,485.80
<b>Total Other Purchased Services</b>		<b>\$346,791.75</b>		<b>\$346,791.75</b>

**600 Supplies**

640 Books and Periodicals			2,589.84	2,589.84
<b>Total Supplies</b>			<b>\$2,589.84</b>	<b>\$2,589.84</b>

**Total 1290 Special Programs - Other Support**

	<b>\$5,191.75</b>	<b>\$420,298.21</b>	<b>\$748,019.12</b>	<b>\$1,173,509.08</b>
--	-------------------	---------------------	---------------------	-----------------------

General Fund (10)

1300 Vocational Education

Elementary

Secondary

Federal

Total

500 Other Purchased Services

564 Tuition To Career and Technology Centers

396,714.82

396,714.82

**Total Other Purchased Services**

**\$396,714.82**

**\$396,714.82**

**Total 1300 Vocational Education**

**\$396,714.82**

**\$396,714.82**

**General Fund (10)**

	<u>Elementary</u>	<u>Secondary</u>	<u>Federal</u>	<u>Total</u>
<b>1400 Other Instructional Programs – Elementary / Secondary</b>				
<b>100 Personnel Services – Salaries</b>				
100 Personnel Services – Salaries	8,136.77	85,102.00		93,238.77
<b>Total Personnel Services – Salaries</b>	<b>\$8,136.77</b>	<b>\$85,102.00</b>		<b>\$93,238.77</b>
<b>200 Personnel Services – Employee Benefits</b>				
210 Group Insurance – Contracted Provider		178.92		178.92
220 Social Security Contributions	619.41	6,433.90		7,053.31
230 PSERS Retirement Contributions	2,650.13	27,554.98		30,205.11
260 Workers' Compensation	39.02	412.47		451.49
270 Group Insurance – Self-Insurance		13,491.82		13,491.82
<b>Total Personnel Services – Employee Benefits</b>	<b>\$3,308.56</b>	<b>\$48,072.09</b>		<b>\$51,380.65</b>
<b>300 Purchased Professional and Technical Services</b>				
329 Professional Educational Services – Other	7,082.00	18,637.03		25,719.03
<b>Total Purchased Professional and Technical Services</b>	<b>\$7,082.00</b>	<b>\$18,637.03</b>		<b>\$25,719.03</b>
<b>500 Other Purchased Services</b>				
561 Tuition To Other School Districts Within the State	4,814.20			4,814.20
568 Tuition To Private Residential Rehabilitative Institutions (PRRI) [In-State] and Detention Centers		24,583.47		24,583.47
569 Tuition – Other		31,080.00		31,080.00
<b>Total Other Purchased Services</b>	<b>\$4,814.20</b>	<b>\$55,663.47</b>		<b>\$60,477.67</b>
<b>600 Supplies</b>				
610 General Supplies	332.25	10.72		342.97
650 Supplies & Fees – Technology Related		19,560.00		19,560.00
<b>Total Supplies</b>	<b>\$332.25</b>	<b>\$19,570.72</b>		<b>\$19,902.97</b>
<b>800 Other Objects</b>				
810 Dues and Fees		400.00		400.00
860 Grants To Municipal and Community Service Organizations	10,000.00			10,000.00
<b>Total Other Objects</b>	<b>\$10,000.00</b>	<b>\$400.00</b>		<b>\$10,400.00</b>
<b>Total 1400 Other Instructional Programs – Elementary / Secondary</b>	<b>\$33,673.78</b>	<b>\$227,445.31</b>		<b>\$261,119.09</b>

**General Fund (10)**

**1420 Summer School**

	<u>Elementary</u>	<u>Secondary</u>	<u>Federal</u>	<u>Total</u>
<b>100 Personnel Services – Salaries</b>				
100 Personnel Services – Salaries	3,531.25	28,312.50		31,843.75
<b>Total Personnel Services – Salaries</b>	<b>\$3,531.25</b>	<b>\$28,312.50</b>		<b>\$31,843.75</b>
<b>200 Personnel Services – Employee Benefits</b>				
220 Social Security Contributions	270.14	2,165.95		2,436.09
230 PSERS Retirement Contributions	1,150.13	9,221.41		10,371.54
260 Workers' Compensation	16.72	137.49		154.21
<b>Total Personnel Services – Employee Benefits</b>	<b>\$1,436.99</b>	<b>\$11,524.85</b>		<b>\$12,961.84</b>
<b>600 Supplies</b>				
610 General Supplies	332.25	10.72		342.97
650 Supplies & Fees – Technology Related		19,560.00		19,560.00
<b>Total Supplies</b>	<b>\$332.25</b>	<b>\$19,570.72</b>		<b>\$19,902.97</b>
<b>Total 1420 Summer School</b>	<b>\$5,300.49</b>	<b>\$59,408.07</b>		<b>\$64,708.56</b>



**General Fund (10)**

**1430 Homebound Instruction**

	<u>Elementary</u>	<u>Secondary</u>	<u>Federal</u>	<u>Total</u>
<b>100 Personnel Services – Salaries</b>				
100 Personnel Services – Salaries	580.00	1,783.50		2,363.50
<b>Total Personnel Services – Salaries</b>	<b>\$580.00</b>	<b>\$1,783.50</b>		<b>\$2,363.50</b>
<b>200 Personnel Services – Employee Benefits</b>				
220 Social Security Contributions	43.90	132.84		176.74
230 PSERS Retirement Contributions	188.91	580.89		769.80
260 Workers' Compensation	3.72	9.29		13.01
<b>Total Personnel Services – Employee Benefits</b>	<b>\$236.53</b>	<b>\$723.02</b>		<b>\$959.55</b>
<b>300 Purchased Professional and Technical Services</b>				
329 Professional Educational Services – Other	7,082.00	18,559.75		25,641.75
<b>Total Purchased Professional and Technical Services</b>	<b>\$7,082.00</b>	<b>\$18,559.75</b>		<b>\$25,641.75</b>
<b>Total 1430 Homebound Instruction</b>	<b>\$7,898.53</b>	<b>\$21,066.27</b>		<b>\$28,964.80</b>

**General Fund (10)**

	<u>Elementary</u>	<u>Secondary</u>	<u>Federal</u>	<u>Total</u>
<b>1440 Alternative Regular Education Programs</b>				
<b>100 Personnel Services – Salaries</b>				
100 Personnel Services – Salaries		49,268.00		49,268.00
<b>Total Personnel Services – Salaries</b>		<b>\$49,268.00</b>		<b>\$49,268.00</b>
<b>200 Personnel Services – Employee Benefits</b>				
210 Group Insurance – Contracted Provider		178.92		178.92
220 Social Security Contributions		3,704.23		3,704.23
230 PSERS Retirement Contributions		15,883.74		15,883.74
260 Workers' Compensation		237.82		237.82
270 Group Insurance – Self-Insurance		13,491.82		13,491.82
<b>Total Personnel Services – Employee Benefits</b>		<b>\$33,496.53</b>		<b>\$33,496.53</b>
<b>300 Purchased Professional and Technical Services</b>				
329 Professional Educational Services – Other		77.28		77.28
<b>Total Purchased Professional and Technical Services</b>		<b>\$77.28</b>		<b>\$77.28</b>
<b>500 Other Purchased Services</b>				
561 Tuition To Other School Districts Within the State	4,814.20			4,814.20
568 Tuition To Private Residential Rehabilitative Institutions (PRRI) [In-State] and Detention Centers		24,583.47		24,583.47
569 Tuition – Other		31,080.00		31,080.00
<b>Total Other Purchased Services</b>	<b>\$4,814.20</b>	<b>\$55,663.47</b>		<b>\$60,477.67</b>
<b>800 Other Objects</b>				
810 Dues and Fees		400.00		400.00
<b>Total Other Objects</b>		<b>\$400.00</b>		<b>\$400.00</b>
<b>Total 1440 Alternative Regular Education Programs</b>	<b>\$4,814.20</b>	<b>\$138,905.28</b>		<b>\$143,719.48</b>

General Fund (10)

1441 Adjudicated / Court-Placed Programs

500 Other Purchased Services

	<u>Elementary</u>	<u>Secondary</u>	<u>Federal</u>	<u>Total</u>
561 Tuition To Other School Districts Within the State	4,814.20			4,814.20
568 Tuition To Private Residential Rehabilitative Institutions (PRRI) [In-State] and Detention Centers		24,583.47		24,583.47
<b>Total Other Purchased Services</b>	<b>\$4,814.20</b>	<b>\$24,583.47</b>		<b>\$29,397.67</b>
<b>Total 1441 Adjudicated / Court-Placed Programs</b>	<b>\$4,814.20</b>	<b>\$24,583.47</b>		<b>\$29,397.67</b>



**General Fund (10)**

	<u>Elementary</u>	<u>Secondary</u>	<u>Federal</u>	<u>Total</u>
<b>1450 Instructional Programs Outside the Established School Day</b>				
<b>100 Personnel Services – Salaries</b>				
100 Personnel Services – Salaries	4,025.52	5,738.00		9,763.52
<b>Total Personnel Services – Salaries</b>	<b>\$4,025.52</b>	<b>\$5,738.00</b>		<b>\$9,763.52</b>
<b>200 Personnel Services – Employee Benefits</b>				
220 Social Security Contributions	305.37	430.88		736.25
230 PSERS Retirement Contributions	1,311.09	1,868.94		3,180.03
260 Workers' Compensation	18.58	27.87		46.45
<b>Total Personnel Services – Employee Benefits</b>	<b>\$1,635.04</b>	<b>\$2,327.69</b>		<b>\$3,962.73</b>
<b>800 Other Objects</b>				
860 Grants To Municipal and Community Service Organizations	10,000.00			10,000.00
<b>Total Other Objects</b>	<b>\$10,000.00</b>			<b>\$10,000.00</b>
<b>Total 1450 Instructional Programs Outside the Established School Day</b>	<b>\$15,660.56</b>	<b>\$8,065.69</b>		<b>\$23,726.25</b>

General Fund (10)

1500 Nonpublic School Programs

Elementary

Secondary

Federal

Total

300 Purchased Professional and Technical Services

322 Professional Educational Services – lus

5,715.84

5,715.84

**Total Purchased Professional and Technical Services**

**\$5,715.84**

**\$5,715.84**

**Total 1500 Nonpublic School Programs**

**\$5,715.84**

**\$5,715.84**

General Fund (10)

1800 Pre-Kindergarten

Elementary

Secondary

Federal

Total

100 Personnel Services – Salaries

100 Personnel Services – Salaries

2,835.00

**Total Personnel Services – Salaries**

**\$2,835.00**

200 Personnel Services – Employee Benefits

220 Social Security Contributions

216.81

230 PSERS Retirement Contributions

461.70

260 Workers' Compensation

13.01

**Total Personnel Services – Employee Benefits**

**\$691.52**

300 Purchased Professional and Technical Services

329 Professional Educational Services – Other

315.00

**Total Purchased Professional and Technical Services**

**\$315.00**

600 Supplies

610 General Supplies

6,478.95

**Total Supplies**

**\$6,478.95**

**Total 1800 Pre-Kindergarten**

**\$10,320.47**

**General Fund (10)**

**1801 Pre-K Instruction**

<u>Elementary</u>	<u>Secondary</u>	<u>Federal</u>	<u>Total</u>
-------------------	------------------	----------------	--------------

**100 Personnel Services – Salaries**

100 Personnel Services – Salaries			2,835.00
-----------------------------------	--	--	----------

<b>Total Personnel Services – Salaries</b>			<b>\$2,835.00</b>
--	--	--	-------------------

**200 Personnel Services – Employee Benefits**

220 Social Security Contributions			216.81
-----------------------------------	--	--	--------

230 PSERS Retirement Contributions			461.70
------------------------------------	--	--	--------

260 Workers' Compensation			13.01
---------------------------	--	--	-------

<b>Total Personnel Services – Employee Benefits</b>			<b>\$691.52</b>
---	--	--	-----------------

**300 Purchased Professional and Technical Services**

329 Professional Educational Services – Other			315.00
---	--	--	--------

<b>Total Purchased Professional and Technical Services</b>			<b>\$315.00</b>
--	--	--	-----------------

**600 Supplies**

610 General Supplies			6,478.95
----------------------	--	--	----------

<b>Total Supplies</b>			<b>\$6,478.95</b>
-----------------------	--	--	-------------------

<b>Total 1801 Pre-K Instruction</b>			<b>\$10,320.47</b>
-------------------------------------	--	--	--------------------



General Fund (10)

2000 Support Services

Total

100 Personnel Services – Salaries

100 Personnel Services – Salaries 10,442,154.87

**Total Personnel Services – Salaries \$10,442,154.87**

200 Personnel Services – Employee Benefits

210 Group Insurance – Contracted Provider 30,453.82

220 Social Security Contributions 782,890.77

230 PSERS Retirement Contributions 3,357,085.35

240 Tuition Reimbursement 359,222.23

250 Unemployment Compensation 11,852.50

260 Workers' Compensation 50,490.31

270 Group Insurance – Self-Insurance 2,027,922.36

292 Health Savings Accounts 289,500.00

299 All Other Employee Benefits 14,831.00

**Total Personnel Services – Employee Benefits \$6,924,248.34**

300 Purchased Professional and Technical Services

322 Professional Educational Services – Ius 3,446.00

324 Professional Educational Services – Employee Training and Development Services 30,007.05

329 Professional Educational Services – Other 7,943.04

330 Other Professional Services 449,190.13

340 Technical Services 187,966.18

350 Security / Safety Services 128,342.40

390 Other Purchased Professional and Technical Services 363,224.86

**Total Purchased Professional and Technical Services \$1,170,119.66**

400 Purchased Property Services

410 Cleaning Services 475,292.55

420 Utility Services 114,088.49

430 Repairs and Maintenance Services 1,022,355.12

440 Rentals 44,850.91

460 Extermination Services 6,082.56

490 Other Purchased Property Services 2,633.00

**Total Purchased Property Services \$1,665,302.63**

500 Other Purchased Services

510 Student Transportation Services 4,422.06

513 Contracted Carriers 3,037,800.04

516 Student Transportation Services From the IU 107,571.29

520 Insurance – General 299.00

523 General Property and Liability Insurance 230,256.00

530 Communications 16,505.86

549 Other Advertising/Public Relations 19,613.24

550 Printing and Binding 11,289.54

580 Travel 73,866.96

595 IU Payments By Withholding 50,794.95

599 Other Miscellaneous Purchased Services 8,924.39

**Total Other Purchased Services \$3,561,343.33**

**General Fund (10)**

**2000 Support Services**

**Total**

**600 Supplies**

610 General Supplies	601,856.66
620 Energy	1,498,428.11
630 Food	28,470.56
640 Books and Periodicals	60,735.42
650 Supplies & Fees – Technology Related	321,140.32

<b>Total Supplies</b>	<b>\$2,510,631.07</b>
-----------------------	-----------------------

**700 Property**

752 Capital Equipment – Original and Additional	19,434.35
756 Capitalized Technology Hardware and Equipment – Original	2,561.50
758 Capitalized Technology Software - Original	95,064.50
766 Capitalized Technology Hardware and Equipment – Replacement	26,043.69
768 Capitalized Technology Software - Replacement	8,479.00
790 Other Property	9,248.72

<b>Total Property</b>	<b>\$160,831.76</b>
-----------------------	---------------------

**800 Other Objects**

810 Dues and Fees	39,429.94
-------------------	-----------

<b>Total Other Objects</b>	<b>\$39,429.94</b>
----------------------------	--------------------

<b>Total 2000 Support Services</b>	<b>\$26,474,061.60</b>
------------------------------------	------------------------

**General Fund (10)**

**2100 Support Services – Students**

	<u>Elementary</u>	<u>Secondary</u>	<u>Federal</u>	<u>Total</u>
<b>100 Personnel Services – Salaries</b>				
100 Personnel Services – Salaries	980,603.49	975,610.26		2,173,799.89
<b>Total Personnel Services – Salaries</b>	<b>\$980,603.49</b>	<b>\$975,610.26</b>		<b>\$2,173,799.89</b>
<b>200 Personnel Services – Employee Benefits</b>				
210 Group Insurance – Contracted Provider	1,312.54	1,172.63		2,573.01
220 Social Security Contributions	73,683.65	73,609.13		163,615.48
230 PSERS Retirement Contributions	319,347.77	317,192.05		686,428.07
260 Workers' Compensation	4,738.78	4,718.34		10,508.73
270 Group Insurance – Self-Insurance	163,137.02	154,898.68		355,051.67
292 Health Savings Accounts	27,750.00	20,250.00		54,000.00
<b>Total Personnel Services – Employee Benefits</b>	<b>\$589,969.76</b>	<b>\$571,840.83</b>		<b>\$1,272,176.96</b>
<b>300 Purchased Professional and Technical Services</b>				
330 Other Professional Services	25,506.90	31,192.40		56,699.30
340 Technical Services	2,601.00	250.00		62,407.00
390 Other Purchased Professional and Technical Services	18,268.61	15,452.64		36,752.83
<b>Total Purchased Professional and Technical Services</b>	<b>\$46,376.51</b>	<b>\$46,895.04</b>		<b>\$155,859.13</b>
<b>400 Purchased Property Services</b>				
430 Repairs and Maintenance Services	2,662.83	3,634.34		6,297.17
<b>Total Purchased Property Services</b>	<b>\$2,662.83</b>	<b>\$3,634.34</b>		<b>\$6,297.17</b>
<b>500 Other Purchased Services</b>				
510 Student Transportation Services		4,422.06		4,422.06
530 Communications	1,654.91	2,109.77		3,764.68
550 Printing and Binding	641.94	681.95		1,323.89
580 Travel	847.04	651.32		2,367.66
<b>Total Other Purchased Services</b>	<b>\$3,143.89</b>	<b>\$7,865.10</b>		<b>\$11,878.29</b>
<b>600 Supplies</b>				
610 General Supplies	25,367.44	14,914.37		41,375.21
630 Food	1,370.20	1,370.20		2,740.40
640 Books and Periodicals	1,181.67	810.45		1,992.12
650 Supplies & Fees – Technology Related	5,761.79	12,773.00		19,010.42
<b>Total Supplies</b>	<b>\$33,681.10</b>	<b>\$29,868.02</b>		<b>\$65,118.15</b>
<b>800 Other Objects</b>				
810 Dues and Fees	64.00	689.00		1,293.89
<b>Total Other Objects</b>	<b>\$64.00</b>	<b>\$689.00</b>		<b>\$1,293.89</b>
<b>Total 2100 Support Services – Students</b>	<b>\$1,656,501.58</b>	<b>\$1,636,402.59</b>		<b>\$3,686,423.48</b>

**General Fund (10)**

**2110 Supervision of Student Services**

	<u>Elementary</u>	<u>Secondary</u>	<u>Federal</u>	<u>Total</u>
<b>100 Personnel Services – Salaries</b>				
100 Personnel Services – Salaries	45,328.81	45,328.81		90,657.62
<b>Total Personnel Services – Salaries</b>	<b>\$45,328.81</b>	<b>\$45,328.81</b>		<b>\$90,657.62</b>
<b>200 Personnel Services – Employee Benefits</b>				
210 Group Insurance – Contracted Provider	83.91	83.91		167.82
220 Social Security Contributions	3,473.05	3,473.06		6,946.11
230 PSERS Retirement Contributions	14,760.61	14,760.61		29,521.22
260 Workers' Compensation	219.24	219.24		438.48
270 Group Insurance – Self-Insurance	3,918.35	3,918.35		7,836.70
<b>Total Personnel Services – Employee Benefits</b>	<b>\$22,455.16</b>	<b>\$22,455.17</b>		<b>\$44,910.33</b>
<b>300 Purchased Professional and Technical Services</b>				
390 Other Purchased Professional and Technical Services	1,348.49	1,348.49		2,696.98
<b>Total Purchased Professional and Technical Services</b>	<b>\$1,348.49</b>	<b>\$1,348.49</b>		<b>\$2,696.98</b>
<b>400 Purchased Property Services</b>				
430 Repairs and Maintenance Services	671.65	671.66		1,343.31
<b>Total Purchased Property Services</b>	<b>\$671.65</b>	<b>\$671.66</b>		<b>\$1,343.31</b>
<b>500 Other Purchased Services</b>				
530 Communications	416.45	416.46		832.91
550 Printing and Binding	641.94	641.95		1,283.89
580 Travel	357.77	357.78		715.55
<b>Total Other Purchased Services</b>	<b>\$1,416.16</b>	<b>\$1,416.19</b>		<b>\$2,832.35</b>
<b>600 Supplies</b>				
610 General Supplies	413.64	413.64		827.28
640 Books and Periodicals	213.97	213.98		427.95
<b>Total Supplies</b>	<b>\$627.61</b>	<b>\$627.62</b>		<b>\$1,255.23</b>
<b>800 Other Objects</b>				
810 Dues and Fees	64.00	64.00		128.00
<b>Total Other Objects</b>	<b>\$64.00</b>	<b>\$64.00</b>		<b>\$128.00</b>
<b>Total 2110 Supervision of Student Services</b>	<b>\$71,911.88</b>	<b>\$71,911.94</b>		<b>\$143,823.82</b>

**General Fund (10)**

	<u>Elementary</u>	<u>Secondary</u>	<u>Federal</u>	<u>Total</u>
<b>2111 Supervision of Student Services – Head of Component</b>				
<b>100 Personnel Services – Salaries</b>				
100 Personnel Services – Salaries	45,328.81	45,328.81		90,657.62
<b>Total Personnel Services – Salaries</b>	<b>\$45,328.81</b>	<b>\$45,328.81</b>		<b>\$90,657.62</b>
<b>200 Personnel Services – Employee Benefits</b>				
210 Group Insurance – Contracted Provider	83.91	83.91		167.82
220 Social Security Contributions	3,473.05	3,473.06		6,946.11
230 PSERS Retirement Contributions	14,760.61	14,760.61		29,521.22
260 Workers' Compensation	219.24	219.24		438.48
270 Group Insurance – Self-Insurance	3,918.35	3,918.35		7,836.70
<b>Total Personnel Services – Employee Benefits</b>	<b>\$22,455.16</b>	<b>\$22,455.17</b>		<b>\$44,910.33</b>
<b>300 Purchased Professional and Technical Services</b>				
390 Other Purchased Professional and Technical Services	1,348.49	1,348.49		2,696.98
<b>Total Purchased Professional and Technical Services</b>	<b>\$1,348.49</b>	<b>\$1,348.49</b>		<b>\$2,696.98</b>
<b>400 Purchased Property Services</b>				
430 Repairs and Maintenance Services	671.65	671.66		1,343.31
<b>Total Purchased Property Services</b>	<b>\$671.65</b>	<b>\$671.66</b>		<b>\$1,343.31</b>
<b>500 Other Purchased Services</b>				
530 Communications	416.45	416.46		832.91
550 Printing and Binding	641.94	641.95		1,283.89
580 Travel	357.77	357.78		715.55
<b>Total Other Purchased Services</b>	<b>\$1,416.16</b>	<b>\$1,416.19</b>		<b>\$2,832.35</b>
<b>600 Supplies</b>				
610 General Supplies	413.64	413.64		827.28
640 Books and Periodicals	213.97	213.98		427.95
<b>Total Supplies</b>	<b>\$627.61</b>	<b>\$627.62</b>		<b>\$1,255.23</b>
<b>800 Other Objects</b>				
810 Dues and Fees	64.00	64.00		128.00
<b>Total Other Objects</b>	<b>\$64.00</b>	<b>\$64.00</b>		<b>\$128.00</b>
<b>Total 2111 Supervision of Student Services – Head of Component</b>	<b>\$71,911.88</b>	<b>\$71,911.94</b>		<b>\$143,823.82</b>

**General Fund (10)**

**2120 Guidance Services**

	<u>Elementary</u>	<u>Secondary</u>	<u>Federal</u>	<u>Total</u>
<b>100 Personnel Services – Salaries</b>				
100 Personnel Services – Salaries	605,783.88	715,347.31		1,321,131.19
<b>Total Personnel Services – Salaries</b>	<b>\$605,783.88</b>	<b>\$715,347.31</b>		<b>\$1,321,131.19</b>
<b>200 Personnel Services – Employee Benefits</b>				
210 Group Insurance – Contracted Provider	817.64	917.39		1,735.03
220 Social Security Contributions	45,406.12	53,862.17		99,268.29
230 PSERS Retirement Contributions	197,292.15	232,609.11		429,901.26
260 Workers' Compensation	2,926.32	3,459.55		6,385.87
270 Group Insurance – Self-Insurance	100,795.82	127,487.57		228,283.39
292 Health Savings Accounts	15,000.00	15,000.00		30,000.00
<b>Total Personnel Services – Employee Benefits</b>	<b>\$362,238.05</b>	<b>\$433,335.79</b>		<b>\$795,573.84</b>
<b>300 Purchased Professional and Technical Services</b>				
340 Technical Services	2,601.00	250.00		2,851.00
390 Other Purchased Professional and Technical Services	11,093.08	12,375.00		23,468.08
<b>Total Purchased Professional and Technical Services</b>	<b>\$13,694.08</b>	<b>\$12,625.00</b>		<b>\$26,319.08</b>
<b>400 Purchased Property Services</b>				
430 Repairs and Maintenance Services	1,991.18	2,962.68		4,953.86
<b>Total Purchased Property Services</b>	<b>\$1,991.18</b>	<b>\$2,962.68</b>		<b>\$4,953.86</b>
<b>500 Other Purchased Services</b>				
510 Student Transportation Services		4,422.06		4,422.06
530 Communications		452.56		452.56
550 Printing and Binding		40.00		40.00
<b>Total Other Purchased Services</b>		<b>\$4,914.62</b>		<b>\$4,914.62</b>
<b>600 Supplies</b>				
610 General Supplies	16,457.76	6,004.68		22,462.44
630 Food	1,370.20	1,370.20		2,740.40
640 Books and Periodicals	371.23			371.23
650 Supplies & Fees – Technology Related	5,761.79	12,773.00		18,534.79
<b>Total Supplies</b>	<b>\$23,960.98</b>	<b>\$20,147.88</b>		<b>\$44,108.86</b>
<b>800 Other Objects</b>				
810 Dues and Fees		625.00		625.00
<b>Total Other Objects</b>		<b>\$625.00</b>		<b>\$625.00</b>
<b>Total 2120 Guidance Services</b>	<b>\$1,007,668.17</b>	<b>\$1,189,958.28</b>		<b>\$2,197,626.45</b>

General Fund (10)

2130 Attendance Services

Elementary

Secondary

Federal

Total

100 Personnel Services – Salaries

100 Personnel Services – Salaries

64,246.27

**Total Personnel Services – Salaries**

**\$64,246.27**

200 Personnel Services – Employee Benefits

220 Social Security Contributions

4,719.30

230 PSERS Retirement Contributions

20,925.06

260 Workers' Compensation

310.28

270 Group Insurance – Self-Insurance

9,700.19

292 Health Savings Accounts

1,500.00

**Total Personnel Services – Employee Benefits**

**\$37,154.83**

500 Other Purchased Services

580 Travel

869.30

**Total Other Purchased Services**

**\$869.30**

600 Supplies

610 General Supplies

1,093.40

**Total Supplies**

**\$1,093.40**

**Total 2130 Attendance Services**

**\$103,363.80**

**General Fund (10)**

**2140 Psychological Services**

	<u>Elementary</u>	<u>Secondary</u>	<u>Federal</u>	<u>Total</u>
<b>100 Personnel Services – Salaries</b>				
100 Personnel Services – Salaries	329,490.80	214,934.14		544,424.94
<b>Total Personnel Services – Salaries</b>	<b>\$329,490.80</b>	<b>\$214,934.14</b>		<b>\$544,424.94</b>
<b>200 Personnel Services – Employee Benefits</b>				
210 Group Insurance – Contracted Provider	410.99	171.33		582.32
220 Social Security Contributions	24,804.48	16,273.90		41,078.38
230 PSERS Retirement Contributions	107,295.01	69,822.33		177,117.34
260 Workers' Compensation	1,593.22	1,039.55		2,632.77
270 Group Insurance – Self-Insurance	58,422.85	23,492.76		81,915.61
292 Health Savings Accounts	12,750.00	5,250.00		18,000.00
<b>Total Personnel Services – Employee Benefits</b>	<b>\$205,276.55</b>	<b>\$116,049.87</b>		<b>\$321,326.42</b>
<b>300 Purchased Professional and Technical Services</b>				
330 Other Professional Services	5,841.90	7,641.15		13,483.05
<b>Total Purchased Professional and Technical Services</b>	<b>\$5,841.90</b>	<b>\$7,641.15</b>		<b>\$13,483.05</b>
<b>500 Other Purchased Services</b>				
530 Communications	1,238.46	1,240.75		2,479.21
580 Travel	489.27	293.54		782.81
<b>Total Other Purchased Services</b>	<b>\$1,727.73</b>	<b>\$1,534.29</b>		<b>\$3,262.02</b>
<b>600 Supplies</b>				
610 General Supplies	8,496.04	8,496.05		16,992.09
640 Books and Periodicals	596.47	596.47		1,192.94
<b>Total Supplies</b>	<b>\$9,092.51</b>	<b>\$9,092.52</b>		<b>\$18,185.03</b>
<b>Total 2140 Psychological Services</b>	<b>\$551,429.49</b>	<b>\$349,251.97</b>		<b>\$900,681.46</b>



General Fund (10)

2160 Social Work Services

Elementary

Secondary

Federal

Total

100 Personnel Services – Salaries

100 Personnel Services – Salaries

62,411.00

**Total Personnel Services – Salaries**

**\$62,411.00**

200 Personnel Services – Employee Benefits

210 Group Insurance – Contracted Provider

87.84

220 Social Security Contributions

4,736.19

260 Workers' Compensation

300.99

270 Group Insurance – Self-Insurance

7,187.06

**Total Personnel Services – Employee Benefits**

**\$12,312.08**

**Total 2160 Social Work Services**

**\$74,723.08**

**General Fund (10)**

**2170 Student Accounting Services**

	<u>Elementary</u>	<u>Secondary</u>	<u>Federal</u>	<u>Total</u>
<b>100 Personnel Services – Salaries</b>				
100 Personnel Services – Salaries				90,928.87
<b>Total Personnel Services – Salaries</b>				<b>\$90,928.87</b>
<b>200 Personnel Services – Employee Benefits</b>				
220 Social Security Contributions				6,867.21
230 PSERS Retirement Contributions				28,963.19
260 Workers’ Compensation				440.34
270 Group Insurance – Self-Insurance				20,128.72
292 Health Savings Accounts				4,500.00
<b>Total Personnel Services – Employee Benefits</b>				<b>\$60,899.46</b>
<b>300 Purchased Professional and Technical Services</b>				
340 Technical Services				59,556.00
390 Other Purchased Professional and Technical Services				3,031.58
<b>Total Purchased Professional and Technical Services</b>				<b>\$62,587.58</b>
<b>600 Supplies</b>				
650 Supplies & Fees – Technology Related				475.63
<b>Total Supplies</b>				<b>\$475.63</b>
<b>800 Other Objects</b>				
810 Dues and Fees				540.89
<b>Total Other Objects</b>				<b>\$540.89</b>
<b>Total 2170 Student Accounting Services</b>				<b>\$215,432.43</b>

General Fund (10)

2190 Other Student Services

300 Purchased Professional and Technical Services

	<u>Elementary</u>	<u>Secondary</u>	<u>Federal</u>	<u>Total</u>
330 Other Professional Services	19,665.00	23,551.25		43,216.25
390 Other Purchased Professional and Technical Services	5,827.04	1,729.15		7,556.19
<b>Total Purchased Professional and Technical Services</b>	<b>\$25,492.04</b>	<b>\$25,280.40</b>		<b>\$50,772.44</b>
<b>Total 2190 Other Student Services</b>	<b>\$25,492.04</b>	<b>\$25,280.40</b>		<b>\$50,772.44</b>

**General Fund (10)**

**2200 Support Services – Instructional Staff**

	<u>Elementary</u>	<u>Secondary</u>	<u>Federal</u>	<u>Total</u>
<b>100 Personnel Services – Salaries</b>				
100 Personnel Services – Salaries	1,055,370.79	867,145.94	37,376.93	1,959,893.66
<b>Total Personnel Services – Salaries</b>	<b>\$1,055,370.79</b>	<b>\$867,145.94</b>	<b>\$37,376.93</b>	<b>\$1,959,893.66</b>
<b>200 Personnel Services – Employee Benefits</b>				
210 Group Insurance – Contracted Provider	3,754.03	3,742.13		7,496.16
220 Social Security Contributions	79,881.71	65,620.34	2,832.51	148,334.56
230 PSERS Retirement Contributions	344,560.76	282,738.80	8,072.17	635,371.73
240 Tuition Reimbursement	162,855.53	159,397.70		322,253.23
260 Workers' Compensation	5,110.38	4,196.25	172.80	9,479.43
270 Group Insurance – Self-Insurance	156,050.40	141,506.71	7,415.12	304,972.23
292 Health Savings Accounts	21,750.00	24,750.00		46,500.00
<b>Total Personnel Services – Employee Benefits</b>	<b>\$773,962.81</b>	<b>\$681,951.93</b>	<b>\$18,492.60</b>	<b>\$1,474,407.34</b>
<b>300 Purchased Professional and Technical Services</b>				
322 Professional Educational Services – Ius	1,487.50	1,487.50	396.00	3,371.00
324 Professional Educational Services – Employee Training and Development Services	7,462.50	7,662.50	1,898.32	17,023.32
329 Professional Educational Services – Other	4,505.19	3,437.85		7,943.04
340 Technical Services	17,242.50	17,242.50		34,485.00
390 Other Purchased Professional and Technical Services	2,229.68	1,937.41		4,167.09
<b>Total Purchased Professional and Technical Services</b>	<b>\$32,927.37</b>	<b>\$31,767.76</b>	<b>\$2,294.32</b>	<b>\$66,989.45</b>
<b>400 Purchased Property Services</b>				
430 Repairs and Maintenance Services	13,250.19	15,264.09		28,514.28
<b>Total Purchased Property Services</b>	<b>\$13,250.19</b>	<b>\$15,264.09</b>		<b>\$28,514.28</b>
<b>500 Other Purchased Services</b>				
530 Communications	16,276.72	16,276.73		32,553.45
580 Travel	7,415.07	18,870.91		26,285.98
599 Other Miscellaneous Purchased Services	104.93			104.93
<b>Total Other Purchased Services</b>	<b>\$23,796.72</b>	<b>\$35,147.64</b>		<b>\$58,944.36</b>
<b>600 Supplies</b>				
610 General Supplies	29,390.24	26,796.47		56,186.71
630 Food	487.95	751.95		1,239.90
640 Books and Periodicals	35,695.27	18,594.03		54,289.30
650 Supplies & Fees – Technology Related	149,910.18	81,716.48		231,626.66
<b>Total Supplies</b>	<b>\$215,483.64</b>	<b>\$127,858.93</b>		<b>\$343,342.57</b>
<b>700 Property</b>				
766 Capitalized Technology Hardware and Equipment – Replacement	13,021.85	13,021.84		26,043.69
768 Capitalized Technology Software - Replacement		8,479.00		8,479.00
790 Other Property	4,624.36	4,624.36		9,248.72
<b>Total Property</b>	<b>\$17,646.21</b>	<b>\$26,125.20</b>		<b>\$43,771.41</b>
<b>800 Other Objects</b>				
810 Dues and Fees	939.20	1,035.20		1,974.40
<b>Total Other Objects</b>	<b>\$939.20</b>	<b>\$1,035.20</b>		<b>\$1,974.40</b>
<b>Total 2200 Support Services – Instructional Staff</b>	<b>\$2,133,376.93</b>	<b>\$1,786,296.69</b>	<b>\$58,163.85</b>	<b>\$3,977,837.47</b>

General Fund (10)

2210 Supervision of Educational Media Services

100 Personnel Services – Salaries

100 Personnel Services – Salaries

Total Personnel Services – Salaries

200 Personnel Services – Employee Benefits

210 Group Insurance – Contracted Provider

220 Social Security Contributions

230 PSERS Retirement Contributions

260 Workers' Compensation

270 Group Insurance – Self-Insurance

292 Health Savings Accounts

Total Personnel Services – Employee Benefits

Total 2210 Supervision of Educational Media Services

	<u>Elementary</u>	<u>Secondary</u>	<u>Federal</u>	<u>Total</u>
	60,116.51	60,116.52		120,233.03
	<b>\$60,116.51</b>	<b>\$60,116.52</b>		<b>\$120,233.03</b>
	77.40	77.41		154.81
	4,591.77	4,591.77		9,183.54
	19,579.94	19,579.94		39,159.88
	290.78	290.77		581.55
	9,503.73	9,503.72		19,007.45
	1,500.00	1,500.00		3,000.00
	<b>\$35,543.62</b>	<b>\$35,543.61</b>		<b>\$71,087.23</b>
	<b>\$95,660.13</b>	<b>\$95,660.13</b>		<b>\$191,320.26</b>

General Fund (10)

2211 Supervision of Educational Media Services – Head of Component

	<u>Elementary</u>	<u>Secondary</u>	<u>Federal</u>	<u>Total</u>
<b>100 Personnel Services – Salaries</b>				
100 Personnel Services – Salaries	60,116.51	60,116.52		120,233.03
<b>Total Personnel Services – Salaries</b>	<b>\$60,116.51</b>	<b>\$60,116.52</b>		<b>\$120,233.03</b>
<b>200 Personnel Services – Employee Benefits</b>				
210 Group Insurance – Contracted Provider	77.40	77.41		154.81
220 Social Security Contributions	4,591.77	4,591.77		9,183.54
230 PSERS Retirement Contributions	19,579.94	19,579.94		39,159.88
260 Workers' Compensation	290.78	290.77		581.55
270 Group Insurance – Self-Insurance	9,503.73	9,503.72		19,007.45
292 Health Savings Accounts	1,500.00	1,500.00		3,000.00
<b>Total Personnel Services – Employee Benefits</b>	<b>\$35,543.62</b>	<b>\$35,543.61</b>		<b>\$71,087.23</b>
<b>Total 2211 Supervision of Educational Media Services – Head of Component</b>	<b>\$95,660.13</b>	<b>\$95,660.13</b>		<b>\$191,320.26</b>

**General Fund (10)**

**2220 Technology Support Services**

	<u>Elementary</u>	<u>Secondary</u>	<u>Federal</u>	<u>Total</u>
<b>100 Personnel Services – Salaries</b>				
100 Personnel Services – Salaries	305,175.76	236,238.93		541,414.69
<b>Total Personnel Services – Salaries</b>	<b>\$305,175.76</b>	<b>\$236,238.93</b>		<b>\$541,414.69</b>
<b>200 Personnel Services – Employee Benefits</b>				
210 Group Insurance – Contracted Provider	864.57	864.57		1,729.14
220 Social Security Contributions	22,984.30	17,871.00		40,855.30
230 PSERS Retirement Contributions	100,243.25	77,886.15		178,129.40
260 Workers' Compensation	1,476.17	1,143.59		2,619.76
270 Group Insurance – Self-Insurance	58,802.72	49,156.65		107,959.37
292 Health Savings Accounts	12,750.00	12,750.00		25,500.00
<b>Total Personnel Services – Employee Benefits</b>	<b>\$197,121.01</b>	<b>\$159,671.96</b>		<b>\$356,792.97</b>
<b>300 Purchased Professional and Technical Services</b>				
340 Technical Services	17,067.50	17,067.50		34,135.00
<b>Total Purchased Professional and Technical Services</b>	<b>\$17,067.50</b>	<b>\$17,067.50</b>		<b>\$34,135.00</b>
<b>400 Purchased Property Services</b>				
430 Repairs and Maintenance Services	12,526.22	12,526.21		25,052.43
<b>Total Purchased Property Services</b>	<b>\$12,526.22</b>	<b>\$12,526.21</b>		<b>\$25,052.43</b>
<b>500 Other Purchased Services</b>				
530 Communications	16,133.61	16,133.61		32,267.22
580 Travel	1,496.96	1,496.97		2,993.93
<b>Total Other Purchased Services</b>	<b>\$17,630.57</b>	<b>\$17,630.58</b>		<b>\$35,261.15</b>
<b>600 Supplies</b>				
610 General Supplies	25,978.31	19,971.14		45,949.45
650 Supplies & Fees – Technology Related	102,353.17	27,974.18		130,327.35
<b>Total Supplies</b>	<b>\$128,331.48</b>	<b>\$47,945.32</b>		<b>\$176,276.80</b>
<b>700 Property</b>				
766 Capitalized Technology Hardware and Equipment – Replacement	13,021.85	13,021.84		26,043.69
768 Capitalized Technology Software - Replacement		8,479.00		8,479.00
790 Other Property	4,624.36	4,624.36		9,248.72
<b>Total Property</b>	<b>\$17,646.21</b>	<b>\$26,125.20</b>		<b>\$43,771.41</b>
<b>800 Other Objects</b>				
810 Dues and Fees	20.00	20.00		40.00
<b>Total Other Objects</b>	<b>\$20.00</b>	<b>\$20.00</b>		<b>\$40.00</b>
<b>Total 2220 Technology Support Services</b>	<b>\$695,518.75</b>	<b>\$517,225.70</b>		<b>\$1,212,744.45</b>

**General Fund (10)**

**2250 School Library Services**

	<u>Elementary</u>	<u>Secondary</u>	<u>Federal</u>	<u>Total</u>
<b>100 Personnel Services – Salaries</b>				
100 Personnel Services – Salaries	238,646.47	180,887.93		419,534.40
<b>Total Personnel Services – Salaries</b>	<b>\$238,646.47</b>	<b>\$180,887.93</b>		<b>\$419,534.40</b>
<b>200 Personnel Services – Employee Benefits</b>				
210 Group Insurance – Contracted Provider	224.47	212.54		437.01
220 Social Security Contributions	18,233.44	13,706.32		31,939.76
230 PSERS Retirement Contributions	78,135.05	58,742.56		136,877.61
260 Workers' Compensation	1,153.80	875.11		2,028.91
270 Group Insurance – Self-Insurance	7,361.18	20,396.01		27,757.19
292 Health Savings Accounts	1,500.00	4,500.00		6,000.00
<b>Total Personnel Services – Employee Benefits</b>	<b>\$106,607.94</b>	<b>\$98,432.54</b>		<b>\$205,040.48</b>
<b>300 Purchased Professional and Technical Services</b>				
329 Professional Educational Services – Other	4,505.19	3,437.85		7,943.04
390 Other Purchased Professional and Technical Services	1,710.00	1,417.74		3,127.74
<b>Total Purchased Professional and Technical Services</b>	<b>\$6,215.19</b>	<b>\$4,855.59</b>		<b>\$11,070.78</b>
<b>400 Purchased Property Services</b>				
430 Repairs and Maintenance Services	160.89	2,174.80		2,335.69
<b>Total Purchased Property Services</b>	<b>\$160.89</b>	<b>\$2,174.80</b>		<b>\$2,335.69</b>
<b>600 Supplies</b>				
610 General Supplies	1,762.70	5,073.06		6,835.76
640 Books and Periodicals	28,586.65	16,587.16		45,173.81
650 Supplies & Fees – Technology Related	36,468.91	42,653.21		79,122.12
<b>Total Supplies</b>	<b>\$66,818.26</b>	<b>\$64,313.43</b>		<b>\$131,131.69</b>
<b>Total 2250 School Library Services</b>	<b>\$418,448.75</b>	<b>\$350,664.29</b>		<b>\$769,113.04</b>



**General Fund (10)**

**2260 Instruction and Curriculum Development Services**

	<u>Elementary</u>	<u>Secondary</u>	<u>Federal</u>	<u>Total</u>
<b>100 Personnel Services – Salaries</b>				
100 Personnel Services – Salaries	366,067.03	364,992.06	35,843.84	766,902.93
<b>Total Personnel Services – Salaries</b>	<b>\$366,067.03</b>	<b>\$364,992.06</b>	<b>\$35,843.84</b>	<b>\$766,902.93</b>
<b>200 Personnel Services – Employee Benefits</b>				
210 Group Insurance – Contracted Provider	2,481.44	2,481.46		4,962.90
220 Social Security Contributions	27,652.66	27,570.43	2,715.23	57,938.32
230 PSERS Retirement Contributions	118,720.13	118,370.00	7,822.50	244,912.63
260 Workers' Compensation	1,770.65	1,765.08	172.80	3,708.53
270 Group Insurance – Self-Insurance	56,639.38	56,639.39	3,996.74	117,275.51
292 Health Savings Accounts	6,000.00	6,000.00		12,000.00
<b>Total Personnel Services – Employee Benefits</b>	<b>\$213,264.26</b>	<b>\$212,826.36</b>	<b>\$14,707.27</b>	<b>\$440,797.89</b>
<b>300 Purchased Professional and Technical Services</b>				
390 Other Purchased Professional and Technical Services	519.68	519.67		1,039.35
<b>Total Purchased Professional and Technical Services</b>	<b>\$519.68</b>	<b>\$519.67</b>		<b>\$1,039.35</b>
<b>400 Purchased Property Services</b>				
430 Repairs and Maintenance Services	440.28	440.28		880.56
<b>Total Purchased Property Services</b>	<b>\$440.28</b>	<b>\$440.28</b>		<b>\$880.56</b>
<b>500 Other Purchased Services</b>				
530 Communications	143.11	143.12		286.23
580 Travel	1,269.67	1,993.19		3,262.86
<b>Total Other Purchased Services</b>	<b>\$1,412.78</b>	<b>\$2,136.31</b>		<b>\$3,549.09</b>
<b>600 Supplies</b>				
610 General Supplies	1,320.08	1,349.14		2,669.22
630 Food	24.75	24.75		49.50
640 Books and Periodicals	1,115.11	804.25		1,919.36
650 Supplies & Fees – Technology Related	170.10	170.09		340.19
<b>Total Supplies</b>	<b>\$2,630.04</b>	<b>\$2,348.23</b>		<b>\$4,978.27</b>
<b>800 Other Objects</b>				
810 Dues and Fees	369.50	465.50		835.00
<b>Total Other Objects</b>	<b>\$369.50</b>	<b>\$465.50</b>		<b>\$835.00</b>
<b>Total 2260 Instruction and Curriculum Development Services</b>	<b>\$584,703.57</b>	<b>\$583,728.41</b>	<b>\$50,551.11</b>	<b>\$1,218,983.09</b>

**General Fund (10)**

**2270 Instructional Staff Professional Development Services**

	<u>Elementary</u>	<u>Secondary</u>	<u>Federal</u>	<u>Total</u>
<b>100 Personnel Services – Salaries</b>				
100 Personnel Services – Salaries	85,365.02	24,910.50	1,533.09	111,808.61
<b>Total Personnel Services – Salaries</b>	<b>\$85,365.02</b>	<b>\$24,910.50</b>	<b>\$1,533.09</b>	<b>\$111,808.61</b>
<b>200 Personnel Services – Employee Benefits</b>				
210 Group Insurance – Contracted Provider	106.15	106.15		212.30
220 Social Security Contributions	6,419.54	1,880.82	117.28	8,417.64
230 PSERS Retirement Contributions	27,882.39	8,160.15	249.67	36,292.21
240 Tuition Reimbursement	162,855.53	159,397.70		322,253.23
260 Workers' Compensation	418.98	121.70		540.68
270 Group Insurance – Self-Insurance	23,743.39	5,810.94	3,418.38	32,972.71
<b>Total Personnel Services – Employee Benefits</b>	<b>\$221,425.98</b>	<b>\$175,477.46</b>	<b>\$3,785.33</b>	<b>\$400,688.77</b>
<b>300 Purchased Professional and Technical Services</b>				
322 Professional Educational Services – Ius	1,487.50	1,487.50	396.00	3,371.00
324 Professional Educational Services – Employee Training and Development Services	7,462.50	7,662.50	1,100.00	16,225.00
340 Technical Services	175.00	175.00		350.00
<b>Total Purchased Professional and Technical Services</b>	<b>\$9,125.00</b>	<b>\$9,325.00</b>	<b>\$1,496.00</b>	<b>\$19,946.00</b>
<b>400 Purchased Property Services</b>				
430 Repairs and Maintenance Services	122.80	122.80		245.60
<b>Total Purchased Property Services</b>	<b>\$122.80</b>	<b>\$122.80</b>		<b>\$245.60</b>
<b>500 Other Purchased Services</b>				
580 Travel	4,648.44	15,380.75		20,029.19
599 Other Miscellaneous Purchased Services	104.93			104.93
<b>Total Other Purchased Services</b>	<b>\$4,753.37</b>	<b>\$15,380.75</b>		<b>\$20,134.12</b>
<b>600 Supplies</b>				
610 General Supplies	329.15	403.13		732.28
630 Food	463.20	727.20		1,190.40
640 Books and Periodicals	5,993.51	1,202.62		7,196.13
650 Supplies & Fees – Technology Related	10,918.00	10,919.00		21,837.00
<b>Total Supplies</b>	<b>\$17,703.86</b>	<b>\$13,251.95</b>		<b>\$30,955.81</b>
<b>800 Other Objects</b>				
810 Dues and Fees	549.70	549.70		1,099.40
<b>Total Other Objects</b>	<b>\$549.70</b>	<b>\$549.70</b>		<b>\$1,099.40</b>
<b>Total 2270 Instructional Staff Professional Development Services</b>	<b>\$339,045.73</b>	<b>\$239,018.16</b>	<b>\$6,814.42</b>	<b>\$584,878.31</b>

General Fund (10)

2280 Nonpublic Support Services

Elementary

Secondary

Federal

Total

300 Purchased Professional and Technical Services

324 Professional Educational Services – Employee Training and Development Services

798.32

798.32

**Total Purchased Professional and Technical Services**

**\$798.32**

**\$798.32**

**Total 2280 Nonpublic Support Services**

**\$798.32**

**\$798.32**

**General Fund (10)**

	<u>Elementary</u>	<u>Secondary</u>	<u>Federal</u>	<u>Total</u>
<b>2300 Support Services – Administration</b>				
<b>100 Personnel Services – Salaries</b>				
100 Personnel Services – Salaries	1,241,295.81	1,062,054.14		2,830,761.05
<b>Total Personnel Services – Salaries</b>	<b>\$1,241,295.81</b>	<b>\$1,062,054.14</b>		<b>\$2,830,761.05</b>
<b>200 Personnel Services – Employee Benefits</b>				
210 Group Insurance – Contracted Provider	5,868.09	5,220.30		13,314.22
220 Social Security Contributions	93,933.51	80,034.10		211,655.80
230 PSERS Retirement Contributions	400,491.63	344,976.07		917,245.42
260 Workers' Compensation	6,003.13	5,135.45		13,689.58
270 Group Insurance – Self-Insurance	259,858.19	210,429.55		543,862.13
292 Health Savings Accounts	43,500.00	36,000.00		90,000.00
299 All Other Employee Benefits				9,831.00
<b>Total Personnel Services – Employee Benefits</b>	<b>\$809,654.55</b>	<b>\$681,795.47</b>		<b>\$1,799,598.15</b>
<b>300 Purchased Professional and Technical Services</b>				
330 Other Professional Services				225,945.19
390 Other Purchased Professional and Technical Services	7,194.63	1,937.94		22,342.61
<b>Total Purchased Professional and Technical Services</b>	<b>\$7,194.63</b>	<b>\$1,937.94</b>		<b>\$248,287.80</b>
<b>400 Purchased Property Services</b>				
430 Repairs and Maintenance Services	212.90	2,450.31		4,658.85
<b>Total Purchased Property Services</b>	<b>\$212.90</b>	<b>\$2,450.31</b>		<b>\$4,658.85</b>
<b>500 Other Purchased Services</b>				
520 Insurance – General				299.00
530 Communications	510.87	2,058.81		9,361.70
549 Other Advertising/Public Relations				2,075.26
550 Printing and Binding				4,900.43
580 Travel		422.54		3,075.42
<b>Total Other Purchased Services</b>	<b>\$510.87</b>	<b>\$2,481.35</b>		<b>\$19,711.81</b>
<b>600 Supplies</b>				
610 General Supplies	1,200.57	8,557.21		23,527.04
630 Food	6,965.47	6,062.29		23,631.00
640 Books and Periodicals	3,029.46	527.13		3,770.85
650 Supplies & Fees – Technology Related	4,070.83	906.26		4,977.09
<b>Total Supplies</b>	<b>\$15,266.33</b>	<b>\$16,052.89</b>		<b>\$55,905.98</b>
<b>800 Other Objects</b>				
810 Dues and Fees	4,671.00	4,516.00		29,375.15
<b>Total Other Objects</b>	<b>\$4,671.00</b>	<b>\$4,516.00</b>		<b>\$29,375.15</b>
<b>Total 2300 Support Services – Administration</b>	<b>\$2,078,806.09</b>	<b>\$1,771,288.10</b>		<b>\$4,988,298.79</b>

**General Fund (10)**

**2310 Board Services**

Elementary                      Secondary                      Federal                      Total

**300 Purchased Professional and Technical Services**

390 Other Purchased Professional and Technical Services 1,262.00

**Total Purchased Professional and Technical Services \$1,262.00**

**500 Other Purchased Services**

520 Insurance – General 258.00

549 Other Advertising/Public Relations 1,443.76

550 Printing and Binding 205.00

580 Travel 216.91

**Total Other Purchased Services \$2,123.67**

**600 Supplies**

610 General Supplies 1,323.30

630 Food 1,263.73

**Total Supplies \$2,587.03**

**800 Other Objects**

810 Dues and Fees 15,789.15

**Total Other Objects \$15,789.15**

**Total 2310 Board Services \$21,761.85**

General Fund (10)

2330 Tax Assessment and Collection Services

Elementary

Secondary

Federal

Total

300 Purchased Professional and Technical Services

390 Other Purchased Professional and Technical Services

11,685.54

**Total Purchased Professional and Technical Services**

**\$11,685.54**

500 Other Purchased Services

520 Insurance – General

41.00

530 Communications

6,792.02

549 Other Advertising/Public Relations

631.50

550 Printing and Binding

4,695.43

**Total Other Purchased Services**

**\$12,159.95**

**Total 2330 Tax Assessment and Collection Services**

**\$23,845.49**

General Fund (10)

2350 Legal and Accounting Services

Elementary

Secondary

Federal

Total

300 Purchased Professional and Technical Services

330 Other Professional Services

225,945.19

**Total Purchased Professional and Technical Services**

**\$225,945.19**

**Total 2350 Legal and Accounting Services**

**\$225,945.19**

**General Fund (10)**

**2360 Office of the Superintendent / Executive Director Services**

	<u>Elementary</u>	<u>Secondary</u>	<u>Federal</u>	<u>Total</u>
<b>100 Personnel Services – Salaries</b>				
100 Personnel Services – Salaries				527,411.10
<b>Total Personnel Services – Salaries</b>				<b>\$527,411.10</b>
<b>200 Personnel Services – Employee Benefits</b>				
210 Group Insurance – Contracted Provider				2,225.83
220 Social Security Contributions				37,688.19
230 PSERS Retirement Contributions				171,777.72
260 Workers' Compensation				2,551.00
270 Group Insurance – Self-Insurance				73,574.39
292 Health Savings Accounts				10,500.00
299 All Other Employee Benefits				3,250.00
<b>Total Personnel Services – Employee Benefits</b>				<b>\$301,567.13</b>
<b>400 Purchased Property Services</b>				
430 Repairs and Maintenance Services				1,995.64
<b>Total Purchased Property Services</b>				<b>\$1,995.64</b>
<b>500 Other Purchased Services</b>				
530 Communications	210.87	210.88		421.75
580 Travel				2,435.97
<b>Total Other Purchased Services</b>	<b>\$210.87</b>	<b>\$210.88</b>		<b>\$2,857.72</b>
<b>600 Supplies</b>				
610 General Supplies				2,878.76
630 Food				9,229.17
640 Books and Periodicals				214.26
<b>Total Supplies</b>				<b>\$12,322.19</b>
<b>800 Other Objects</b>				
810 Dues and Fees				4,399.00
<b>Total Other Objects</b>				<b>\$4,399.00</b>
<b>Total 2360 Office of the Superintendent / Executive Director Services</b>	<b>\$210.87</b>	<b>\$210.88</b>		<b>\$850,552.78</b>



**General Fund (10)**

**2380 Office of the Principal Services**

	<u>Elementary</u>	<u>Secondary</u>	<u>Federal</u>	<u>Total</u>
<b>100 Personnel Services – Salaries</b>				
100 Personnel Services – Salaries	1,241,295.81	1,062,054.14		2,303,349.95
<b>Total Personnel Services – Salaries</b>	<b>\$1,241,295.81</b>	<b>\$1,062,054.14</b>		<b>\$2,303,349.95</b>
<b>200 Personnel Services – Employee Benefits</b>				
210 Group Insurance – Contracted Provider	5,868.09	5,220.30		11,088.39
220 Social Security Contributions	93,933.51	80,034.10		173,967.61
230 PSERS Retirement Contributions	400,491.63	344,976.07		745,467.70
260 Workers' Compensation	6,003.13	5,135.45		11,138.58
270 Group Insurance – Self-Insurance	259,858.19	210,429.55		470,287.74
292 Health Savings Accounts	43,500.00	36,000.00		79,500.00
<b>Total Personnel Services – Employee Benefits</b>	<b>\$809,654.55</b>	<b>\$681,795.47</b>		<b>\$1,491,450.02</b>
<b>300 Purchased Professional and Technical Services</b>				
390 Other Purchased Professional and Technical Services	7,194.63	1,937.94		9,132.57
<b>Total Purchased Professional and Technical Services</b>	<b>\$7,194.63</b>	<b>\$1,937.94</b>		<b>\$9,132.57</b>
<b>400 Purchased Property Services</b>				
430 Repairs and Maintenance Services	212.90	2,450.31		2,663.21
<b>Total Purchased Property Services</b>	<b>\$212.90</b>	<b>\$2,450.31</b>		<b>\$2,663.21</b>
<b>500 Other Purchased Services</b>				
530 Communications	300.00	1,847.93		2,147.93
580 Travel		422.54		422.54
<b>Total Other Purchased Services</b>	<b>\$300.00</b>	<b>\$2,270.47</b>		<b>\$2,570.47</b>
<b>600 Supplies</b>				
610 General Supplies	1,200.57	8,557.21		9,757.78
630 Food	6,965.47	6,062.29		13,027.76
640 Books and Periodicals	3,029.46	527.13		3,556.59
650 Supplies & Fees – Technology Related	4,070.83	906.26		4,977.09
<b>Total Supplies</b>	<b>\$15,266.33</b>	<b>\$16,052.89</b>		<b>\$31,319.22</b>
<b>800 Other Objects</b>				
810 Dues and Fees	4,671.00	4,516.00		9,187.00
<b>Total Other Objects</b>	<b>\$4,671.00</b>	<b>\$4,516.00</b>		<b>\$9,187.00</b>
<b>Total 2380 Office of the Principal Services</b>	<b>\$2,078,595.22</b>	<b>\$1,771,077.22</b>		<b>\$3,849,672.44</b>

General Fund (10)

2390 Other Administration Services

Elementary

Secondary

Federal

Total

200 Personnel Services – Employee Benefits

299 All Other Employee Benefits

6,581.00

**Total Personnel Services – Employee Benefits**

**\$6,581.00**

300 Purchased Professional and Technical Services

390 Other Purchased Professional and Technical Services

262.50

**Total Purchased Professional and Technical Services**

**\$262.50**

600 Supplies

610 General Supplies

9,567.20

630 Food

110.34

**Total Supplies**

**\$9,677.54**

**Total 2390 Other Administration Services**

**\$16,521.04**

**General Fund (10)**

**2400 Support Services – Pupil Health**

**100 Personnel Services – Salaries**

	<u>Elementary</u>	<u>Secondary</u>	<u>Federal</u>	<u>Total</u>
100 Personnel Services – Salaries				598,870.98

<b>Total Personnel Services – Salaries</b>				<b>\$598,870.98</b>
--	--	--	--	---------------------

**200 Personnel Services – Employee Benefits**

210 Group Insurance – Contracted Provider				533.51
220 Social Security Contributions				45,261.22
230 PSERS Retirement Contributions				194,253.16
260 Workers' Compensation				2,894.73
270 Group Insurance – Self-Insurance				110,437.80
292 Health Savings Accounts				4,500.00
299 All Other Employee Benefits				5,000.00

<b>Total Personnel Services – Employee Benefits</b>				<b>\$362,880.42</b>
---	--	--	--	---------------------

**300 Purchased Professional and Technical Services**

330 Other Professional Services				164,100.00
390 Other Purchased Professional and Technical Services				95,079.09

<b>Total Purchased Professional and Technical Services</b>				<b>\$259,179.09</b>
--	--	--	--	---------------------

**400 Purchased Property Services**

430 Repairs and Maintenance Services				227.89
--------------------------------------	--	--	--	--------

<b>Total Purchased Property Services</b>				<b>\$227.89</b>
--	--	--	--	-----------------

**500 Other Purchased Services**

580 Travel				1,101.15
------------	--	--	--	----------

<b>Total Other Purchased Services</b>				<b>\$1,101.15</b>
---------------------------------------	--	--	--	-------------------

**600 Supplies**

610 General Supplies				13,643.27
----------------------	--	--	--	-----------

<b>Total Supplies</b>				<b>\$13,643.27</b>
-----------------------	--	--	--	--------------------

<b>Total 2400 Support Services – Pupil Health</b>				<b>\$1,235,902.80</b>
---	--	--	--	-----------------------

General Fund (10)

2420 Medical Services

Elementary

Secondary

Federal

Total

100 Personnel Services – Salaries

100 Personnel Services – Salaries

62,411.00

**Total Personnel Services – Salaries**

**\$62,411.00**

200 Personnel Services – Employee Benefits

210 Group Insurance – Contracted Provider

88.92

220 Social Security Contributions

4,710.22

230 PSERS Retirement Contributions

20,327.32

260 Workers' Compensation

300.99

270 Group Insurance – Self-Insurance

12,713.38

**Total Personnel Services – Employee Benefits**

**\$38,140.83**

300 Purchased Professional and Technical Services

330 Other Professional Services

164,100.00

**Total Purchased Professional and Technical Services**

**\$164,100.00**

**Total 2420 Medical Services**

**\$264,651.83**



General Fund (10)

2450 Nonpublic Health Services

Elementary

Secondary

Federal

Total

100 Personnel Services – Salaries

100 Personnel Services – Salaries

4,028.69

**Total Personnel Services – Salaries**

**\$4,028.69**

200 Personnel Services – Employee Benefits

220 Social Security Contributions

303.44

230 PSERS Retirement Contributions

1,312.22

260 Workers' Compensation

18.58

270 Group Insurance – Self-Insurance

896.76

**Total Personnel Services – Employee Benefits**

**\$2,531.00**

600 Supplies

610 General Supplies

390.06

**Total Supplies**

**\$390.06**

**Total 2450 Nonpublic Health Services**

**\$6,949.75**

General Fund (10)

2500 Support Services – Business

Elementary                      Secondary                      Federal                      Total

100 Personnel Services – Salaries

100 Personnel Services – Salaries 393,752.03

**Total Personnel Services – Salaries \$393,752.03**

200 Personnel Services – Employee Benefits

210 Group Insurance – Contracted Provider 1,415.61

220 Social Security Contributions 26,476.47

230 PSERS Retirement Contributions 113,228.23

250 Unemployment Compensation 1,380.00

260 Workers' Compensation 1,902.56

270 Group Insurance – Self-Insurance 65,825.86

292 Health Savings Accounts 10,500.00

**Total Personnel Services – Employee Benefits \$220,728.73**

300 Purchased Professional and Technical Services

330 Other Professional Services 2,445.64

340 Technical Services 2,625.00

390 Other Purchased Professional and Technical Services 60,182.26

**Total Purchased Professional and Technical Services \$65,252.90**

400 Purchased Property Services

430 Repairs and Maintenance Services 1,166.43

**Total Purchased Property Services \$1,166.43**

500 Other Purchased Services

530 Communications 9,435.45

580 Travel 569.09

**Total Other Purchased Services \$10,004.54**

600 Supplies

610 General Supplies 3,115.83

630 Food 40.75

650 Supplies & Fees – Technology Related 3,391.45

**Total Supplies \$6,548.03**

800 Other Objects

810 Dues and Fees 944.35

**Total Other Objects \$944.35**

**Total 2500 Support Services – Business \$698,397.01**

**General Fund (10)**

**2510 Fiscal Services**

Elementary                      Secondary                      Federal                      Total

<b>100</b>	<b><u>Personnel Services – Salaries</u></b>			
	100 Personnel Services – Salaries			361,136.83
<b>Total Personnel Services – Salaries</b>				<b>\$361,136.83</b>
<b>200</b>	<b><u>Personnel Services – Employee Benefits</u></b>			
	210 Group Insurance – Contracted Provider			1,415.61
	220 Social Security Contributions			23,981.38
	230 PSERS Retirement Contributions			101,517.33
	250 Unemployment Compensation			1,380.00
	260 Workers' Compensation			1,746.49
	270 Group Insurance – Self-Insurance			65,825.86
	292 Health Savings Accounts			10,500.00
<b>Total Personnel Services – Employee Benefits</b>				<b>\$206,366.67</b>
<b>300</b>	<b><u>Purchased Professional and Technical Services</u></b>			
	330 Other Professional Services			2,445.64
	340 Technical Services			2,625.00
	390 Other Purchased Professional and Technical Services			52,353.52
<b>Total Purchased Professional and Technical Services</b>				<b>\$57,424.16</b>
<b>400</b>	<b><u>Purchased Property Services</u></b>			
	430 Repairs and Maintenance Services			1,166.43
<b>Total Purchased Property Services</b>				<b>\$1,166.43</b>
<b>500</b>	<b><u>Other Purchased Services</u></b>			
	530 Communications			9,435.45
	580 Travel			569.09
<b>Total Other Purchased Services</b>				<b>\$10,004.54</b>
<b>600</b>	<b><u>Supplies</u></b>			
	610 General Supplies			3,115.83
	630 Food			40.75
	650 Supplies & Fees – Technology Related			3,391.45
<b>Total Supplies</b>				<b>\$6,548.03</b>
<b>800</b>	<b><u>Other Objects</u></b>			
	810 Dues and Fees			944.35
<b>Total Other Objects</b>				<b>\$944.35</b>
<b>Total 2510 Fiscal Services</b>				<b>\$643,591.01</b>



General Fund (10)

2511 Supervision of Fiscal Services - Head of Component

Elementary

Secondary

Federal

Total

100 Personnel Services – Salaries

100 Personnel Services – Salaries

99,993.12

**Total Personnel Services – Salaries**

**\$99,993.12**

200 Personnel Services – Employee Benefits

220 Social Security Contributions

4,246.43

230 PSERS Retirement Contributions

18,278.27

260 Workers' Compensation

483.07

270 Group Insurance – Self-Insurance

14,569.06

**Total Personnel Services – Employee Benefits**

**\$37,576.83**

**Total 2511 Supervision of Fiscal Services - Head of Component**

**\$137,569.95**

General Fund (10)

2512 Budgeting Services

Elementary

Secondary

Federal

Total

300 Purchased Professional and Technical Services

340 Technical Services

525.00

**Total Purchased Professional and Technical Services**

**\$525.00**

**Total 2512 Budgeting Services**

**\$525.00**

General Fund (10)

2513 Receiving and Disbursing Funds Services

Elementary

Secondary

Federal

Total

100 Personnel Services – Salaries

100 Personnel Services – Salaries

47,047.11

**Total Personnel Services – Salaries**

**\$47,047.11**

200 Personnel Services – Employee Benefits

220 Social Security Contributions

3,518.77

230 PSERS Retirement Contributions

15,323.25

260 Workers' Compensation

226.67

270 Group Insurance – Self-Insurance

15,618.80

**Total Personnel Services – Employee Benefits**

**\$34,687.49**

**Total 2513 Receiving and Disbursing Funds Services**

**\$81,734.60**

General Fund (10)

2514 Payroll Services

100 Personnel Services – Salaries

100 Personnel Services – Salaries

Elementary

Secondary

Federal

Total

35,681.52

**Total Personnel Services – Salaries**

**\$35,681.52**

200 Personnel Services – Employee Benefits

220 Social Security Contributions

2,689.79

230 PSERS Retirement Contributions

9,805.88

250 Unemployment Compensation

1,380.00

260 Workers' Compensation

172.79

270 Group Insurance – Self-Insurance

5,437.68

**Total Personnel Services – Employee Benefits**

**\$19,486.14**

**Total 2514 Payroll Services**

**\$55,167.66**

General Fund (10)

	<u>Elementary</u>	<u>Secondary</u>	<u>Federal</u>	<u>Total</u>
<b>2515 Financial Accounting Services</b>				
<b>100 Personnel Services – Salaries</b>				
100 Personnel Services – Salaries				114,057.48
<b>Total Personnel Services – Salaries</b>				<b>\$114,057.48</b>
<b>200 Personnel Services – Employee Benefits</b>				
220 Social Security Contributions				8,617.81
230 PSERS Retirement Contributions				37,148.65
260 Workers’ Compensation				551.82
270 Group Insurance – Self-Insurance				12,734.77
<b>Total Personnel Services – Employee Benefits</b>				<b>\$59,053.05</b>
<b>Total 2515 Financial Accounting Services</b>				<b>\$173,110.53</b>

**General Fund (10)**

**2519 Other Fiscal Services**

Elementary                      Secondary                      Federal                      Total

<b>100</b>	<b><u>Personnel Services – Salaries</u></b>			
	100 Personnel Services – Salaries			64,357.60
<b>Total Personnel Services – Salaries</b>				<b>\$64,357.60</b>
<b>200</b>	<b><u>Personnel Services – Employee Benefits</u></b>			
	210 Group Insurance – Contracted Provider			1,415.61
	220 Social Security Contributions			4,908.58
	230 PSERS Retirement Contributions			20,961.28
	260 Workers' Compensation			312.14
	270 Group Insurance – Self-Insurance			17,465.55
	292 Health Savings Accounts			10,500.00
<b>Total Personnel Services – Employee Benefits</b>				<b>\$55,563.16</b>
<b>300</b>	<b><u>Purchased Professional and Technical Services</u></b>			
	330 Other Professional Services			2,445.64
	340 Technical Services			2,100.00
	390 Other Purchased Professional and Technical Services			52,353.52
<b>Total Purchased Professional and Technical Services</b>				<b>\$56,899.16</b>
<b>400</b>	<b><u>Purchased Property Services</u></b>			
	430 Repairs and Maintenance Services			1,166.43
<b>Total Purchased Property Services</b>				<b>\$1,166.43</b>
<b>500</b>	<b><u>Other Purchased Services</u></b>			
	530 Communications			9,435.45
	580 Travel			569.09
<b>Total Other Purchased Services</b>				<b>\$10,004.54</b>
<b>600</b>	<b><u>Supplies</u></b>			
	610 General Supplies			3,115.83
	630 Food			40.75
	650 Supplies & Fees – Technology Related			3,391.45
<b>Total Supplies</b>				<b>\$6,548.03</b>
<b>800</b>	<b><u>Other Objects</u></b>			
	810 Dues and Fees			944.35
<b>Total Other Objects</b>				<b>\$944.35</b>
<b>Total 2519 Other Fiscal Services</b>				<b>\$195,483.27</b>

General Fund (10)

2530 Warehousing and Distributing Services

Elementary

Secondary

Federal

Total

100 Personnel Services – Salaries

100 Personnel Services – Salaries

23,972.00

**Total Personnel Services – Salaries**

**\$23,972.00**

200 Personnel Services – Employee Benefits

220 Social Security Contributions

1,833.87

230 PSERS Retirement Contributions

7,807.67

260 Workers' Compensation

115.19

**Total Personnel Services – Employee Benefits**

**\$9,756.73**

300 Purchased Professional and Technical Services

390 Other Purchased Professional and Technical Services

110.43

**Total Purchased Professional and Technical Services**

**\$110.43**

**Total 2530 Warehousing and Distributing Services**

**\$33,839.16**

General Fund (10)

2540 Printing, Publishing and Duplicating Services

Elementary

Secondary

Federal

Total

300 Purchased Professional and Technical Services

390 Other Purchased Professional and Technical Services

7,718.31

**Total Purchased Professional and Technical Services**

**\$7,718.31**

**Total 2540 Printing, Publishing and Duplicating Services**

**\$7,718.31**



General Fund (10)

2590 Other Support Services – Business

Elementary

Secondary

Federal

Total

100 Personnel Services – Salaries

100 Personnel Services – Salaries

8,643.20

**Total Personnel Services – Salaries**

**\$8,643.20**

200 Personnel Services – Employee Benefits

220 Social Security Contributions

661.22

230 PSERS Retirement Contributions

3,903.23

260 Workers' Compensation

40.88

**Total Personnel Services – Employee Benefits**

**\$4,605.33**

**Total 2590 Other Support Services – Business**

**\$13,248.53**



General Fund (10)

2600 Operation and Maintenance of Plant Services

Elementary

Secondary

Federal

Total

700 Property

756 Capitalized Technology Hardware and Equipment – Original

2,561.50

758 Capitalized Technology Software - Original

95,064.50

**Total Property**

**\$117,060.35**

800 Other Objects

810 Dues and Fees

2,955.50

**Total Other Objects**

**\$2,955.50**

**Total 2600 Operation and Maintenance of Plant Services**

**\$193,812.35**

**\$266,086.56**

**\$7,509,683.81**

General Fund (10)

2610 Supervision of Operation and Maintenance of Plant Services

Elementary

Secondary

Federal

Total

100 Personnel Services – Salaries

100 Personnel Services – Salaries

152,716.21

**Total Personnel Services – Salaries**

**\$152,716.21**

200 Personnel Services – Employee Benefits

220 Social Security Contributions

11,680.23

230 PSERS Retirement Contributions

49,622.10

260 Workers' Compensation

737.36

270 Group Insurance – Self-Insurance

22,183.51

**Total Personnel Services – Employee Benefits**

**\$84,223.20**

500 Other Purchased Services

523 General Property and Liability Insurance

230,256.00

**Total Other Purchased Services**

**\$230,256.00**

**Total 2610 Supervision of Operation and Maintenance of Plant Services**

**\$467,195.41**

General Fund (10)

2611 Supervision of Operation and Maintenance of Plant Services – Head of Component

Elementary

Secondary

Federal

Total

100 Personnel Services – Salaries

100 Personnel Services – Salaries

152,716.21

**Total Personnel Services – Salaries**

**\$152,716.21**

200 Personnel Services – Employee Benefits

220 Social Security Contributions

11,680.23

230 PSERS Retirement Contributions

49,622.10

260 Workers' Compensation

737.36

270 Group Insurance – Self-Insurance

22,183.51

**Total Personnel Services – Employee Benefits**

**\$84,223.20**

500 Other Purchased Services

523 General Property and Liability Insurance

230,256.00

**Total Other Purchased Services**

**\$230,256.00**

**Total 2611 Supervision of Operation and Maintenance of Plant Services – Head of Component**

**\$467,195.41**

**General Fund (10)**

**2620 Operation of Buildings Services**

**100 Personnel Services – Salaries**

100 Personnel Services – Salaries				1,650,716.50
-----------------------------------	--	--	--	--------------

<b>Total Personnel Services – Salaries</b>				<b>\$1,650,716.50</b>
--	--	--	--	-----------------------

**200 Personnel Services – Employee Benefits**

210 Group Insurance – Contracted Provider				3,455.76
220 Social Security Contributions				124,241.43
230 PSERS Retirement Contributions				531,389.68
250 Unemployment Compensation				1,463.70
260 Workers' Compensation				7,981.88
270 Group Insurance – Self-Insurance				489,139.63
292 Health Savings Accounts				60,000.00

<b>Total Personnel Services – Employee Benefits</b>				<b>\$1,217,672.08</b>
---	--	--	--	-----------------------

**300 Purchased Professional and Technical Services**

340 Technical Services				47,682.59
390 Other Purchased Professional and Technical Services				102,935.63

<b>Total Purchased Professional and Technical Services</b>				<b>\$150,618.22</b>
--	--	--	--	---------------------

**400 Purchased Property Services**

410 Cleaning Services				475,292.55
420 Utility Services				114,088.49
430 Repairs and Maintenance Services				963,437.60
440 Rentals				9,607.11
460 Extermination Services				6,082.56
490 Other Purchased Property Services				2,633.00

<b>Total Purchased Property Services</b>				<b>\$1,571,141.31</b>
--	--	--	--	-----------------------

**500 Other Purchased Services**

530 Communications				(44,891.44)
549 Other Advertising/Public Relations				2,052.57
550 Printing and Binding				732.44

<b>Total Other Purchased Services</b>				<b>(\$42,106.43)</b>
---------------------------------------	--	--	--	----------------------

**600 Supplies**

610 General Supplies	186,525.26	251,535.07		438,060.33
620 Energy				1,497,033.17
630 Food				623.50
650 Supplies & Fees – Technology Related				6,252.12

<b>Total Supplies</b>	<b>\$186,525.26</b>	<b>\$251,535.07</b>		<b>\$1,941,969.12</b>
-----------------------	---------------------	---------------------	--	-----------------------

**700 Property**

752 Capital Equipment – Original and Additional				12,276.15
---	--	--	--	-----------

<b>Total Property</b>				<b>\$12,276.15</b>
-----------------------	--	--	--	--------------------

**800 Other Objects**

810 Dues and Fees				2,955.50
-------------------	--	--	--	----------

<b>Total Other Objects</b>				<b>\$2,955.50</b>
----------------------------	--	--	--	-------------------

<b>Total 2620 Operation of Buildings Services</b>	<b>\$186,525.26</b>	<b>\$251,535.07</b>		<b>\$6,505,242.45</b>
---	---------------------	---------------------	--	-----------------------

LEA : 113364503 Manheim Township SD

Printed 11/30/2018 10:00:36 AM

General Fund (10)

	<u>Elementary</u>	<u>Secondary</u>	<u>Federal</u>	<u>Total</u>
<b>2650 Vehicle Operation and Maintenance Services (Other Than Student Transportation Vehicles)</b>				
<b>400 <u>Purchased Property Services</u></b>				
430 Repairs and Maintenance Services				1,139.61
<b>Total Purchased Property Services</b>				<b>\$1,139.61</b>
<b>Total 2650 Vehicle Operation and Maintenance Services (Other Than Student Transportation Vehicles)</b>				<b>\$1,139.61</b>

**General Fund (10)**

**2660 Safety and Security Services**

Elementary                      Secondary                      Federal                      Total

<b>100</b>	<b><u>Personnel Services – Salaries</u></b>			
	100 Personnel Services – Salaries			131,196.38
<b>Total Personnel Services – Salaries</b>				<b>\$131,196.38</b>
<b>200</b>	<b><u>Personnel Services – Employee Benefits</u></b>			
	210 Group Insurance – Contracted Provider			209.28
	220 Social Security Contributions			9,984.09
	230 PSERS Retirement Contributions			52,444.65
	250 Unemployment Compensation			9,008.80
	260 Workers' Compensation			633.57
	270 Group Insurance – Self-Insurance			25,568.93
	292 Health Savings Accounts			5,250.00
<b>Total Personnel Services – Employee Benefits</b>				<b>\$103,099.32</b>
<b>300</b>	<b><u>Purchased Professional and Technical Services</u></b>			
	324 Professional Educational Services – Employee Training and Development Services			3,527.00
	350 Security / Safety Services			128,342.40
	390 Other Purchased Professional and Technical Services			8,569.07
<b>Total Purchased Professional and Technical Services</b>				<b>\$140,438.47</b>
<b>400</b>	<b><u>Purchased Property Services</u></b>			
	430 Repairs and Maintenance Services			9,680.65
<b>Total Purchased Property Services</b>				<b>\$9,680.65</b>
<b>500</b>	<b><u>Other Purchased Services</u></b>			
	580 Travel			446.31
	599 Other Miscellaneous Purchased Services			8,819.46
<b>Total Other Purchased Services</b>				<b>\$9,265.77</b>
<b>600</b>	<b><u>Supplies</u></b>			
	610 General Supplies	7,287.09	14,551.49	21,838.58
	620 Energy			42.77
	640 Books and Periodicals			313.95
	650 Supplies & Fees – Technology Related			15,446.25
<b>Total Supplies</b>		<b>\$7,287.09</b>	<b>\$14,551.49</b>	<b>\$37,641.55</b>
<b>700</b>	<b><u>Property</u></b>			
	752 Capital Equipment – Original and Additional			7,158.20
	756 Capitalized Technology Hardware and Equipment – Original			2,561.50
	758 Capitalized Technology Software - Original			95,064.50
<b>Total Property</b>				<b>\$104,784.20</b>
<b>Total 2660 Safety and Security Services</b>		<b>\$7,287.09</b>	<b>\$14,551.49</b>	<b>\$536,106.34</b>



**General Fund (10)**

**2700 Student Transportation Services**

Elementary                      Secondary                      Federal                      Total

<b>100</b>	<b><u>Personnel Services – Salaries</u></b>			
	100 Personnel Services – Salaries			94,165.32
<b>Total Personnel Services – Salaries</b>				<b>\$94,165.32</b>
<b>200</b>	<b><u>Personnel Services – Employee Benefits</u></b>			
	210 Group Insurance – Contracted Provider			392.98
	220 Social Security Contributions			7,172.29
	230 PSERS Retirement Contributions			30,669.43
	260 Workers' Compensation			455.20
	270 Group Insurance – Self-Insurance			20,212.04
	292 Health Savings Accounts			3,750.00
<b>Total Personnel Services – Employee Benefits</b>				<b>\$62,651.94</b>
<b>300</b>	<b><u>Purchased Professional and Technical Services</u></b>			
	390 Other Purchased Professional and Technical Services			3,352.12
<b>Total Purchased Professional and Technical Services</b>				<b>\$3,352.12</b>
<b>400</b>	<b><u>Purchased Property Services</u></b>			
	430 Repairs and Maintenance Services			6,011.46
	440 Rentals			35,243.80
<b>Total Purchased Property Services</b>				<b>\$41,255.26</b>
<b>500</b>	<b><u>Other Purchased Services</u></b>			
	513 Contracted Carriers			3,037,800.04
	516 Student Transportation Services From the IU			107,571.29
	530 Communications			3,254.13
	580 Travel			73.05
<b>Total Other Purchased Services</b>				<b>\$3,148,698.51</b>
<b>600</b>	<b><u>Supplies</u></b>			
	610 General Supplies			1,136.43
	620 Energy			1,352.17
	640 Books and Periodicals			197.00
	650 Supplies & Fees – Technology Related			4,550.00
<b>Total Supplies</b>				<b>\$7,235.60</b>
<b>800</b>	<b><u>Other Objects</u></b>			
	810 Dues and Fees			381.00
<b>Total Other Objects</b>				<b>\$381.00</b>
<b>Total 2700 Student Transportation Services</b>				<b>\$3,357,739.75</b>

General Fund (10)

2710 Supervision of Student Transportation Services

Elementary

Secondary

Federal

Total

100 Personnel Services – Salaries

100 Personnel Services – Salaries 75,345.87

**Total Personnel Services – Salaries \$75,345.87**

200 Personnel Services – Employee Benefits

210 Group Insurance – Contracted Provider 392.98

220 Social Security Contributions 5,738.86

230 PSERS Retirement Contributions 24,540.18

260 Workers' Compensation 364.16

270 Group Insurance – Self-Insurance 16,220.68

292 Health Savings Accounts 3,750.00

**Total Personnel Services – Employee Benefits \$51,006.86**

300 Purchased Professional and Technical Services

390 Other Purchased Professional and Technical Services 3,352.12

**Total Purchased Professional and Technical Services \$3,352.12**

400 Purchased Property Services

430 Repairs and Maintenance Services 6,011.46

440 Rentals 35,243.80

**Total Purchased Property Services \$41,255.26**

500 Other Purchased Services

513 Contracted Carriers 3,037,800.04

516 Student Transportation Services From the IU 107,571.29

530 Communications 3,254.13

580 Travel 73.05

**Total Other Purchased Services \$3,148,698.51**

600 Supplies

610 General Supplies 1,136.43

620 Energy 1,352.17

640 Books and Periodicals 197.00

650 Supplies & Fees – Technology Related 4,550.00

**Total Supplies \$7,235.60**

800 Other Objects

810 Dues and Fees 381.00

**Total Other Objects \$381.00**

**Total 2710 Supervision of Student Transportation Services \$3,327,275.22**

General Fund (10)

2711 Supervision of Student Transportation Services – Head of Component

Elementary

Secondary

Federal

Total

100 Personnel Services – Salaries

100 Personnel Services – Salaries

75,345.87

**Total Personnel Services – Salaries**

**\$75,345.87**

200 Personnel Services – Employee Benefits

210 Group Insurance – Contracted Provider

392.98

220 Social Security Contributions

5,738.86

230 PSERS Retirement Contributions

24,540.18

260 Workers' Compensation

364.16

270 Group Insurance – Self-Insurance

16,220.68

292 Health Savings Accounts

3,750.00

**Total Personnel Services – Employee Benefits**

**\$51,006.86**

300 Purchased Professional and Technical Services

390 Other Purchased Professional and Technical Services

3,352.12

**Total Purchased Professional and Technical Services**

**\$3,352.12**

400 Purchased Property Services

430 Repairs and Maintenance Services

6,011.46

440 Rentals

35,243.80

**Total Purchased Property Services**

**\$41,255.26**

500 Other Purchased Services

513 Contracted Carriers

3,037,800.04

516 Student Transportation Services From the IU

107,571.29

530 Communications

3,254.13

580 Travel

73.05

**Total Other Purchased Services**

**\$3,148,698.51**

600 Supplies

610 General Supplies

1,136.43

620 Energy

1,352.17

640 Books and Periodicals

197.00

650 Supplies & Fees – Technology Related

4,550.00

**Total Supplies**

**\$7,235.60**

800 Other Objects

810 Dues and Fees

381.00

**Total Other Objects**

**\$381.00**

**Total 2711 Supervision of Student Transportation Services – Head of Component**

**\$3,327,275.22**

General Fund (10)

2750 Nonpublic Transportation

Elementary

Secondary

Federal

Total

100 Personnel Services – Salaries

100 Personnel Services – Salaries

18,819.45

**Total Personnel Services – Salaries**

**\$18,819.45**

200 Personnel Services – Employee Benefits

220 Social Security Contributions

1,433.43

230 PSERS Retirement Contributions

6,129.25

260 Workers' Compensation

91.04

270 Group Insurance – Self-Insurance

3,991.36

**Total Personnel Services – Employee Benefits**

**\$11,645.08**

**Total 2750 Nonpublic Transportation**

**\$30,464.53**

General Fund (10)

2800 Support Services – Central

Elementary                      Secondary                      Federal                      Total

100 Personnel Services – Salaries

100 Personnel Services – Salaries 456,282.85

**Total Personnel Services – Salaries \$456,282.85**

200 Personnel Services – Employee Benefits

210 Group Insurance – Contracted Provider 1,063.29

220 Social Security Contributions 34,469.20

230 PSERS Retirement Contributions 146,432.88

240 Tuition Reimbursement 36,969.00

260 Workers' Compensation 2,207.27

270 Group Insurance – Self-Insurance 90,668.56

292 Health Savings Accounts 15,000.00

**Total Personnel Services – Employee Benefits \$326,810.20**

300 Purchased Professional and Technical Services

322 Professional Educational Services – lus 75.00

324 Professional Educational Services – Employee Training and Development Services 9,456.73

340 Technical Services 40,766.59

390 Other Purchased Professional and Technical Services 29,844.16

**Total Purchased Professional and Technical Services \$80,142.48**

400 Purchased Property Services

430 Repairs and Maintenance Services 1,221.18

**Total Purchased Property Services \$1,221.18**

500 Other Purchased Services

530 Communications 3,027.89

549 Other Advertising/Public Relations 15,485.41

550 Printing and Binding 4,332.78

580 Travel 39,948.30

**Total Other Purchased Services \$62,794.38**

600 Supplies

610 General Supplies 2,973.26

630 Food 195.01

640 Books and Periodicals 172.20

650 Supplies & Fees – Technology Related 35,886.33

**Total Supplies \$39,226.80**

800 Other Objects

810 Dues and Fees 2,505.65

**Total Other Objects \$2,505.65**

**Total 2800 Support Services – Central \$968,983.54**











General Fund (10)

2832 Recruitment and Placement Services

Elementary

Secondary

Federal

Total

100 Personnel Services – Salaries

100 Personnel Services – Salaries 341,185.69

**Total Personnel Services – Salaries \$341,185.69**

200 Personnel Services – Employee Benefits

210 Group Insurance – Contracted Provider 1,000.40

220 Social Security Contributions 25,770.54

230 PSERS Retirement Contributions 108,945.60

260 Workers' Compensation 1,649.88

270 Group Insurance – Self-Insurance 60,793.08

292 Health Savings Accounts 12,000.00

**Total Personnel Services – Employee Benefits \$210,159.50**

300 Purchased Professional and Technical Services

340 Technical Services 3,950.00

390 Other Purchased Professional and Technical Services 26,474.16

**Total Purchased Professional and Technical Services \$30,424.16**

400 Purchased Property Services

430 Repairs and Maintenance Services 1,221.18

**Total Purchased Property Services \$1,221.18**

500 Other Purchased Services

530 Communications 967.48

549 Other Advertising/Public Relations 342.88

580 Travel 488.13

**Total Other Purchased Services \$1,798.49**

600 Supplies

610 General Supplies 2,944.19

630 Food 195.01

650 Supplies & Fees – Technology Related 32,375.25

**Total Supplies \$35,514.45**

800 Other Objects

810 Dues and Fees 2,181.40

**Total Other Objects \$2,181.40**

**Total 2832 Recruitment and Placement Services \$622,484.87**

General Fund (10)

	<u>Elementary</u>	<u>Secondary</u>	<u>Federal</u>	<u>Total</u>
<b>2834 Staff Development Services – Non-Instructional, Certified Staff Only</b>				
<b>200 Personnel Services – Employee Benefits</b>				
240 Tuition Reimbursement				33,207.00
<b>Total Personnel Services – Employee Benefits</b>				<b>\$33,207.00</b>
<b>300 Purchased Professional and Technical Services</b>				
322 Professional Educational Services – Ius				75.00
324 Professional Educational Services – Employee Training and Development Services				4,663.00
<b>Total Purchased Professional and Technical Services</b>				<b>\$4,738.00</b>
<b>500 Other Purchased Services</b>				
580 Travel				22,974.81
<b>Total Other Purchased Services</b>				<b>\$22,974.81</b>
<b>Total 2834 Staff Development Services – Non-Instructional, Certified Staff Only</b>				<b>\$60,919.81</b>

General Fund (10)

	<u>Elementary</u>	<u>Secondary</u>	<u>Federal</u>	<u>Total</u>
<b>2836 Staff Development Services – Non-Instructional, Non-Certified Staff Only</b>				
<b>200 Personnel Services – Employee Benefits</b>				
240 Tuition Reimbursement				3,762.00
<b>Total Personnel Services – Employee Benefits</b>				<b>\$3,762.00</b>
<b>300 Purchased Professional and Technical Services</b>				
324 Professional Educational Services – Employee Training and Development Services				4,793.73
<b>Total Purchased Professional and Technical Services</b>				<b>\$4,793.73</b>
<b>500 Other Purchased Services</b>				
580 Travel				16,277.93
<b>Total Other Purchased Services</b>				<b>\$16,277.93</b>
<b>Total 2836 Staff Development Services – Non-Instructional, Non-Certified Staff Only</b>				<b>\$24,833.66</b>

General Fund (10)

2840 Data Processing Services

Elementary

Secondary

Federal

Total

300 Purchased Professional and Technical Services

340 Technical Services

36,816.59

**Total Purchased Professional and Technical Services**

**\$36,816.59**

**Total 2840 Data Processing Services**

**\$36,816.59**

General Fund (10)

2850 State and Federal Agency Liaison Services

Elementary

Secondary

Federal

Total

100 Personnel Services – Salaries

100 Personnel Services – Salaries

27,926.87

**Total Personnel Services – Salaries**

**\$27,926.87**

200 Personnel Services – Employee Benefits

220 Social Security Contributions

2,123.58

230 PSERS Retirement Contributions

9,095.84

260 Workers' Compensation

135.63

270 Group Insurance – Self-Insurance

5,279.42

**Total Personnel Services – Employee Benefits**

**\$16,634.47**

**Total 2850 State and Federal Agency Liaison Services**

**\$44,561.34**

General Fund (10)

2890 Other Support Services Central

Elementary

Secondary

Federal

Total

200 Personnel Services – Employee Benefits

270 Group Insurance – Self-Insurance

1,060.44

**Total Personnel Services – Employee Benefits**

**\$1,060.44**

**Total 2890 Other Support Services Central**

**\$1,060.44**

LEA : 113364503 Manheim Township SD

Printed 11/30/2018 10:00:36 AM

General Fund (10)

2900 Other Support Services

Elementary

Secondary

Federal

Total

500 Other Purchased Services

595 IU Payments By Withholding

50,794.95

Total Other Purchased Services

\$50,794.95

Total 2900 Other Support Services

\$50,794.95



General Fund (10)

2910 Support Services Not Listed Elsewhere In the 2000 Series

Elementary

Secondary

Federal

Total

500 Other Purchased Services

595 IU Payments By Withholding

50,794.95

**Total Other Purchased Services**

**\$50,794.95**

**Total 2910 Support Services Not Listed Elsewhere In the 2000 Series**

**\$50,794.95**

**General Fund (10)**

**3000 Operation of Non-Instructional Services**

**Total**

**100 Personnel Services – Salaries**

100 Personnel Services – Salaries 777,802.63

**Total Personnel Services – Salaries \$777,802.63**

**200 Personnel Services – Employee Benefits**

210 Group Insurance – Contracted Provider 1,021.96

220 Social Security Contributions 58,851.78

230 PSERS Retirement Contributions 217,245.59

260 Workers' Compensation 3,760.53

270 Group Insurance – Self-Insurance 57,082.79

292 Health Savings Accounts 7,500.00

**Total Personnel Services – Employee Benefits \$345,462.65**

**300 Purchased Professional and Technical Services**

322 Professional Educational Services – Ius 160.21

330 Other Professional Services 15,706.63

350 Security / Safety Services 7,517.88

390 Other Purchased Professional and Technical Services 94,404.01

**Total Purchased Professional and Technical Services \$117,788.73**

**400 Purchased Property Services**

410 Cleaning Services 9,472.00

430 Repairs and Maintenance Services 14,771.23

440 Rentals 4,691.54

**Total Purchased Property Services \$28,934.77**

**500 Other Purchased Services**

510 Student Transportation Services 117,475.01

520 Insurance – General 12,890.00

530 Communications 618.68

550 Printing and Binding 203.26

580 Travel 28,680.72

**Total Other Purchased Services \$159,867.67**

**600 Supplies**

610 General Supplies 88,660.65

620 Energy 61.46

630 Food 5,489.12

640 Books and Periodicals 281.50

650 Supplies & Fees – Technology Related 5,499.00

**Total Supplies \$99,991.73**

**700 Property**

762 Capitalized Equipment - Replacement 2,169.98

**Total Property \$2,169.98**

**800 Other Objects**

810 Dues and Fees 27,594.44

LEA : 113364503 Manheim Township SD

Printed 11/30/2018 10:00:41 AM

**General Fund (10)**

**3000 Operation of Non-Instructional Services**

**Total**

**800 Other Objects**

890 Miscellaneous Expenditures

8,278.00

**Total Other Objects**

**\$35,872.44**

**Total 3000 Operation of Non-Instructional Services**

**\$1,567,890.60**

General Fund (10)

3200 Student Activities

Elementary

Secondary

Federal

Total

100 Personnel Services – Salaries

100 Personnel Services – Salaries

777,802.63

**Total Personnel Services – Salaries**

**\$777,802.63**

200 Personnel Services – Employee Benefits

210 Group Insurance – Contracted Provider

1,021.96

220 Social Security Contributions

58,851.78

230 PSERS Retirement Contributions

217,245.59

260 Workers' Compensation

3,760.53

270 Group Insurance – Self-Insurance

57,082.79

292 Health Savings Accounts

7,500.00

**Total Personnel Services – Employee Benefits**

**\$345,462.65**

300 Purchased Professional and Technical Services

350 Security / Safety Services

7,517.88

390 Other Purchased Professional and Technical Services

94,404.01

**Total Purchased Professional and Technical Services**

**\$101,921.89**

400 Purchased Property Services

410 Cleaning Services

9,472.00

430 Repairs and Maintenance Services

14,771.23

440 Rentals

4,691.54

**Total Purchased Property Services**

**\$28,934.77**

500 Other Purchased Services

510 Student Transportation Services

117,475.01

520 Insurance – General

12,890.00

530 Communications

316.26

550 Printing and Binding

203.26

580 Travel

28,680.72

**Total Other Purchased Services**

**\$159,565.25**

600 Supplies

610 General Supplies

86,906.88

620 Energy

61.46

630 Food

5,456.32

640 Books and Periodicals

281.50

650 Supplies & Fees – Technology Related

5,499.00

**Total Supplies**

**\$98,205.16**

700 Property

762 Capitalized Equipment - Replacement

2,169.98

**Total Property**

**\$2,169.98**

800 Other Objects

810 Dues and Fees

27,594.44

890 Miscellaneous Expenditures

8,278.00

**Total Other Objects**

**\$35,872.44**

**Total 3200 Student Activities**

**\$1,549,934.77**

General Fund (10)

3300 Community Services

Elementary

Secondary

Federal

Total

300 Purchased Professional and Technical Services

322 Professional Educational Services – Ius

160.21

160.21

330 Other Professional Services

15,706.63

**Total Purchased Professional and Technical Services**

**\$160.21**

**\$15,866.84**

500 Other Purchased Services

530 Communications

302.42

302.42

**Total Other Purchased Services**

**\$302.42**

**\$302.42**

600 Supplies

610 General Supplies

724.10

1,753.77

630 Food

32.80

32.80

**Total Supplies**

**\$756.90**

**\$1,786.57**

**Total 3300 Community Services**

**\$1,219.53**

**\$17,955.83**

**General Fund (10)**

**4000 Facilities Acquisition, Construction and Improvement Services**

Total

**300 Purchased Professional and Technical Services**

330 Other Professional Services

175.00

**Total Purchased Professional and Technical Services**

**\$175.00**

**700 Property**

790 Other Property

3,300.00

**Total Property**

**\$3,300.00**

**Total 4000 Facilities Acquisition, Construction and Improvement Services**

**\$3,475.00**

General Fund (10)

4200 Existing Site Improvement Services

Elementary

Secondary

Federal

Total

700 Property

790 Other Property

3,300.00

**Total Property**

**\$3,300.00**

**Total 4200 Existing Site Improvement Services**

**\$3,300.00**

LEA : 113364503 Manheim Township SD

Printed 11/30/2018 10:00:43 AM

General Fund (10)

4300 Architecture and Engineering Services / Educational Specifications Development – Original and Additional	<u>Elementary</u>	<u>Secondary</u>	<u>Federal</u>	<u>Total</u>
300 <u>Purchased Professional and Technical Services</u>				
330 Other Professional Services				175.00
<b>Total Purchased Professional and Technical Services</b>				<b>\$175.00</b>
<b>Total 4300 Architecture and Engineering Services / Educational Specifications Development – Original and Additional</b>				<b>\$175.00</b>



**General Fund (10)**

**5000 Other Expenditures and Financing Uses**

Total

**800 Other Objects**

880 Refunds of Prior Years' Receipts

4,515.00

**Total Other Objects**

**\$4,515.00**

**900 Other Uses of Funds**

930 Fund Transfers

12,359,822.58

932 Capital Reserve Fund Transfers Applicable To Fund 32

5,601,107.00

**Total Other Uses of Funds**

**\$17,960,929.58**

**Total 5000 Other Expenditures and Financing Uses**

**\$17,965,444.58**

General Fund (10)

5100 Debt Service / Other Expenditures and Financing Uses	<u>Elementary</u>	<u>Secondary</u>	<u>Federal</u>	<u>Total</u>
800 <u>Other Objects</u>				
880 Refunds of Prior Years' Receipts				4,515.00
<b>Total Other Objects</b>				<b>\$4,515.00</b>
<b>Total 5100 Debt Service / Other Expenditures and Financing Uses</b>				<b>\$4,515.00</b>

LEA : 113364503 Manheim Township SD

Printed 11/30/2018 10:00:46 AM

General Fund (10)

5130 Refund of Prior Year Revenues / Receipts

Elementary

Secondary

Federal

Total

800 Other Objects

880 Refunds of Prior Years' Receipts

4,515.00

**Total Other Objects**

**\$4,515.00**

**Total 5130 Refund of Prior Year Revenues / Receipts**

**\$4,515.00**

LEA : 113364503 Manheim Township SD

Printed 11/30/2018 10:00:46 AM

General Fund (10)

5200 Interfund Transfers – Out

Elementary

Secondary

Federal

Total

900 Other Uses of Funds

930 Fund Transfers

12,359,822.58

932 Capital Reserve Fund Transfers Applicable To Fund 32

5,601,107.00

**Total Other Uses of Funds**

**\$17,960,929.58**

**Total 5200 Interfund Transfers – Out**

**\$17,960,929.58**

LEA : 113364503 Manheim Township SD

Printed 11/30/2018 10:00:46 AM

General Fund (10)

5230 Capital Projects Fund Transfers

Elementary

Secondary

Federal

Total

900 Other Uses of Funds

932 Capital Reserve Fund Transfers Applicable To Fund 32

5,601,107.00

**Total Other Uses of Funds**

**\$5,601,107.00**

**Total 5230 Capital Projects Fund Transfers**

**\$5,601,107.00**

General Fund (10)

5240 Debt Service Fund Transfers

Elementary

Secondary

Federal

Total

900 Other Uses of Funds

930 Fund Transfers

12,359,822.58

**Total Other Uses of Funds**

**\$12,359,822.58**

**Total 5240 Debt Service Fund Transfers**

**\$12,359,822.58**

**Capital Reserve Fund - § 1431 (32)**

**4000 Facilities Acquisition, Construction and Improvement Services**

Total

**300 Purchased Professional and Technical Services**

330 Other Professional Services 2,277,517.76

**Total Purchased Professional and Technical Services**

**\$2,277,517.76**

**400 Purchased Property Services**

450 Construction Services 241,079.00

**Total Purchased Property Services**

**\$241,079.00**

**700 Property**

710 Land and Improvements 604,800.00

780 Infrastructure Assets 15,806.25

**Total Property**

**\$620,606.25**

**Total 4000 Facilities Acquisition, Construction and Improvement Services**

**\$3,139,203.01**

LEA : 113364503 Manheim Township SD

Printed 11/30/2018 10:00:44 AM

Capital Reserve Fund - § 1431 (32)

	<u>Elementary</u>	<u>Secondary</u>	<u>Federal</u>	<u>Total</u>
<b>4200 Existing Site Improvement Services</b>				
<b>300 <u>Purchased Professional and Technical Services</u></b>				
330 Other Professional Services				26,593.46
<b>Total Purchased Professional and Technical Services</b>				<b>\$26,593.46</b>
<b>400 <u>Purchased Property Services</u></b>				
450 Construction Services				87,339.00
<b>Total Purchased Property Services</b>				<b>\$87,339.00</b>
<b>700 <u>Property</u></b>				
710 Land and Improvements				604,800.00
<b>Total Property</b>				<b>\$604,800.00</b>
<b>Total 4200 Existing Site Improvement Services</b>				<b>\$718,732.46</b>



Capital Reserve Fund - § 1431 (32)

4500 Building Acquisition and Construction Services – Original and Additional

Elementary

Secondary

Federal

Total

300 Purchased Professional and Technical Services

330 Other Professional Services

2,237,460.54

**Total Purchased Professional and Technical Services**

**\$2,237,460.54**

**Total 4500 Building Acquisition and Construction Services – Original and Additional**

**\$2,237,460.54**

Capital Reserve Fund - § 1431 (32)

	<u>Elementary</u>	<u>Secondary</u>	<u>Federal</u>	<u>Total</u>
<b>4600 Existing Building Improvement Services</b>				
<b>300 <u>Purchased Professional and Technical Services</u></b>				
330 Other Professional Services				13,463.76
<b>Total Purchased Professional and Technical Services</b>				<b>\$13,463.76</b>
<b>400 <u>Purchased Property Services</u></b>				
450 Construction Services				153,740.00
<b>Total Purchased Property Services</b>				<b>\$153,740.00</b>
<b>700 <u>Property</u></b>				
780 Infrastructure Assets				15,806.25
<b>Total Property</b>				<b>\$15,806.25</b>
<b>Total 4600 Existing Building Improvement Services</b>				<b>\$183,010.01</b>

**Other Capital Projects Fund (39)**

**2000 Support Services**

**800 Other Objects**

810 Dues and Fees

455,643.95

**Total Other Objects**

**\$455,643.95**

**Total 2000 Support Services**

**\$455,643.95**

LEA : 113364503 Manheim Township SD

Printed 11/30/2018 10:00:39 AM

Other Capital Projects Fund (39)

2300 Support Services – Administration

Elementary

Secondary

Federal

Total

800 Other Objects

810 Dues and Fees

455,643.95

**Total Other Objects**

**\$455,643.95**

**Total 2300 Support Services – Administration**

**\$455,643.95**

LEA : 113364503 Manheim Township SD

Printed 11/30/2018 10:00:39 AM

Other Capital Projects Fund (39)

2390 Other Administration Services

Elementary

Secondary

Federal

Total

800 Other Objects

810 Dues and Fees

455,643.95

**Total Other Objects**

**\$455,643.95**

**Total 2390 Other Administration Services**

**\$455,643.95**

**Other Capital Projects Fund (39)**

**4000 Facilities Acquisition, Construction and Improvement Services**

**Total**

**400 Purchased Property Services**

450 Construction Services

11,757.49

**Total Purchased Property Services**

**\$11,757.49**

**Total 4000 Facilities Acquisition, Construction and Improvement Services**

**\$11,757.49**

Other Capital Projects Fund (39)

4500 Building Acquisition and Construction Services – Original and Additional

Elementary

Secondary

Federal

Total

400 Purchased Property Services

450 Construction Services

11,757.49

**Total Purchased Property Services**

**\$11,757.49**

**Total 4500 Building Acquisition and Construction Services – Original and Additional**

**\$11,757.49**

**Debt Service Fund (40)**

**2000 Support Services**

**800 Other Objects**

810 Dues and Fees

405,524.10

890 Miscellaneous Expenditures

2,500.00

**Total Other Objects**

**\$408,024.10**

**Total 2000 Support Services**

**\$408,024.10**



LEA : 113364503 Manheim Township SD

Printed 11/30/2018 10:00:40 AM

Debt Service Fund (40)

2300 Support Services – Administration

Elementary

Secondary

Federal

Total

800 Other Objects

810 Dues and Fees

405,524.10

**Total Other Objects**

**\$405,524.10**

**Total 2300 Support Services – Administration**

**\$405,524.10**

LEA : 113364503 Manheim Township SD

Printed 11/30/2018 10:00:40 AM

Debt Service Fund (40)

2390 Other Administration Services

Elementary

Secondary

Federal

Total

800 Other Objects

810 Dues and Fees

405,524.10

**Total Other Objects**

**\$405,524.10**

**Total 2390 Other Administration Services**

**\$405,524.10**

LEA : 113364503 Manheim Township SD

Printed 11/30/2018 10:00:40 AM

Debt Service Fund (40)

2500 Support Services – Business

Elementary

Secondary

Federal

Total

800 Other Objects

890 Miscellaneous Expenditures

2,500.00

**Total Other Objects**

**\$2,500.00**

**Total 2500 Support Services – Business**

**\$2,500.00**

LEA : 113364503 Manheim Township SD

Printed 11/30/2018 10:00:40 AM

Debt Service Fund (40)

2510 Fiscal Services

Elementary

Secondary

Federal

Total

800 Other Objects

890 Miscellaneous Expenditures

2,500.00

**Total Other Objects**

**\$2,500.00**

**Total 2510 Fiscal Services**

**\$2,500.00**

LEA : 113364503 Manheim Township SD

Printed 11/30/2018 10:00:40 AM

Debt Service Fund (40)

2511 Supervision of Fiscal Services - Head of Component

Elementary

Secondary

Federal

Total

800 Other Objects

890 Miscellaneous Expenditures

2,500.00

**Total Other Objects**

**\$2,500.00**

**Total 2511 Supervision of Fiscal Services - Head of Component**

**\$2,500.00**

**Debt Service Fund (40)**

**5000 Other Expenditures and Financing Uses**

Total

**800 Other Objects**

830 Interest 3,677,473.73

**Total Other Objects \$3,677,473.73**

**900 Other Uses of Funds**

910 Redemption of Principal 69,575,000.00

**Total Other Uses of Funds \$69,575,000.00**

**Total 5000 Other Expenditures and Financing Uses \$73,252,473.73**

Debt Service Fund (40)

5100 Debt Service / Other Expenditures and Financing Uses	<u>Elementary</u>	<u>Secondary</u>	<u>Federal</u>	<u>Total</u>
800 <u>Other Objects</u>				
830 Interest				3,677,473.73
<b>Total Other Objects</b>				<b>\$3,677,473.73</b>
900 <u>Other Uses of Funds</u>				
910 Redemption of Principal				69,575,000.00
<b>Total Other Uses of Funds</b>				<b>\$69,575,000.00</b>
<b>Total 5100 Debt Service / Other Expenditures and Financing Uses</b>				<b>\$73,252,473.73</b>

Debt Service Fund (40)

5110 Debt Service

Elementary

Secondary

Federal

Total

800 Other Objects

830 Interest

3,532,322.58

**Total Other Objects**

**\$3,532,322.58**

900 Other Uses of Funds

910 Redemption of Principal

8,825,000.00

**Total Other Uses of Funds**

**\$8,825,000.00**

**Total 5110 Debt Service**

**\$12,357,322.58**



LEA : 113364503 Manheim Township SD

Printed 11/30/2018 10:00:47 AM

**Debt Service Fund (40)**

	<u>Elementary</u>	<u>Secondary</u>	<u>Federal</u>	<u>Total</u>
<b>5120 Debt Service – Refunded Bonds</b>				
<b>800 Other Objects</b>				
830 Interest				145,151.15
<b>Total Other Objects</b>				<b>\$145,151.15</b>
<b>900 Other Uses of Funds</b>				
910 Redemption of Principal				60,750,000.00
<b>Total Other Uses of Funds</b>				<b>\$60,750,000.00</b>
<b>Total 5120 Debt Service – Refunded Bonds</b>				<b>\$60,895,151.15</b>

	<u>General Fund(10)</u>	<u>Public Purpose Trust(27)</u>	<u>Other Compt Approved (28)</u>	<u>Athletic / Activity(29)</u>	<u>Capital Reserve (690. 1850)(31)</u>
<b>1000 Instruction</b>					
1100 Regular Programs - Elementary / Secondary	41,252,278.12				
1200 Special Programs - Elementary / Secondary	10,512,151.55				
1300 Vocational Education	396,714.82				
1400 Other Instructional Programs - Elementary / Secondary	261,119.09				
1500 Nonpublic School Programs	5,715.84				
1800 Pre-Kindergarten	10,320.47				
<b>Total Instruction</b>	<b>\$52,438,299.89</b>				
<b>2000 Support Services</b>					
2100 Support Services - Students	3,686,423.48				
2200 Support Services - Instructional Staff	3,977,837.47				
2300 Support Services - Administration	4,988,298.79				
2400 Support Services - Pupil Health	1,235,902.80				
2500 Support Services - Business	698,397.01				
2600 Operation and Maintenance of Plant Services	7,509,683.81				
2700 Student Transportation Services	3,357,739.75				
2800 Support Services - Central	968,983.54				
2900 Other Support Services	50,794.95				
<b>Total Support Services</b>	<b>\$26,474,061.60</b>				
<b>3000 Operation of Non-Instructional Services</b>					
3200 Student Activities	1,549,934.77				
3300 Community Services	17,955.83				
<b>Total Operation of Non-Instructional Services</b>	<b>\$1,567,890.60</b>				
<b>4000 Facilities Acquisition, Construction and Improvement Services</b>					
4200 Existing Site Improvement Services	3,300.00				
4300 Architecture and Engineering Services / Educational Specifications Development - Original and Additional	175.00				
4500 Building Acquisition and Construction Services - Original and Additional					
4600 Existing Building Improvement Services					
<b>Total Facilities Acquisition, Construction and Improvement Services</b>	<b>\$3,475.00</b>				
<b>5000 Other Expenditures and Financing Uses</b>					
5100 Debt Service / Other Expenditures and Financing Uses	4,515.00				
5200 Interfund Transfers - Out	17,960,929.58				
<b>Total Other Expenditures and Financing Uses</b>	<b>\$17,965,444.58</b>				
<b>TOTAL ACTUAL EXPENDITURES &amp; OTHER FINANCING USES</b>	<b>\$98,449,171.67</b>				

	<u>Capital Reserve (1431)(32)</u>	<u>Other Capital Projects Fund(39)</u>	<u>Debt Service(40)</u>	<u>Permanent(90)</u>	<u>Total</u>
<b>1000 Instruction</b>					
1100 Regular Programs - Elementary / Secondary					41,252,278.12
1200 Special Programs - Elementary / Secondary					10,512,151.55
1300 Vocational Education					396,714.82
1400 Other Instructional Programs - Elementary / Secondary					261,119.09
1500 Nonpublic School Programs					5,715.84
1800 Pre-Kindergarten					10,320.47
<b>Total Instruction</b>					<b>\$52,438,299.89</b>
<b>2000 Support Services</b>					
2100 Support Services - Students					3,686,423.48
2200 Support Services - Instructional Staff					3,977,837.47
2300 Support Services - Administration		455,643.95	405,524.10		5,849,466.84
2400 Support Services - Pupil Health					1,235,902.80
2500 Support Services - Business			2,500.00		700,897.01
2600 Operation and Maintenance of Plant Services					7,509,683.81
2700 Student Transportation Services					3,357,739.75
2800 Support Services - Central					968,983.54
2900 Other Support Services					50,794.95
<b>Total Support Services</b>		<b>\$455,643.95</b>	<b>\$408,024.10</b>		<b>\$27,337,729.65</b>
<b>3000 Operation of Non-Instructional Services</b>					
3200 Student Activities					1,549,934.77
3300 Community Services					17,955.83
<b>Total Operation of Non-Instructional Services</b>					<b>\$1,567,890.60</b>
<b>4000 Facilities Acquisition, Construction and Improvement Services</b>					
4200 Existing Site Improvement Services	718,732.46				722,032.46
4300 Architecture and Engineering Services / Educational Specifications Development - Original and Additional					175.00
4500 Building Acquisition and Construction Services - Original and Additional	2,237,460.54	11,757.49			2,249,218.03
4600 Existing Building Improvement Services	183,010.01				183,010.01
<b>Total Facilities Acquisition, Construction and Improvement Services</b>	<b>\$3,139,203.01</b>	<b>\$11,757.49</b>			<b>\$3,154,435.50</b>
<b>5000 Other Expenditures and Financing Uses</b>					
5100 Debt Service / Other Expenditures and Financing Uses			73,252,473.73		73,256,988.73
5200 Interfund Transfers - Out					17,960,929.58
<b>Total Other Expenditures and Financing Uses</b>			<b>\$73,252,473.73</b>		<b>\$91,217,918.31</b>
<b>TOTAL ACTUAL EXPENDITURES &amp; OTHER FINANCING USES</b>	<b>\$3,139,203.01</b>	<b>\$467,401.44</b>	<b>\$73,660,497.83</b>		<b>\$175,716,273.95</b>

LEA : 113364503 Manheim Township SD

Printed 11/30/2018 10:00:54 AM

**PSERS Salary Data (Salary Data should relate to the General Fund only)**

<b>Amount Description</b>	<b>Amount</b>
Total Salary Base for salaries subject to PSERS withholding	38,711,764.30
Total Federally Funded salaries subject to PSERS withholding	588,422.18
	<hr/>

**Title I Expenditure Data**

<b>Amount Description</b>	<b>Amount</b>
Expenditures Funded with Current Title I Funds	470,177.66
Expenditures Funded with Carry over Title I Funds	13,162.19
	<hr/>
<b>Total Title I Expenditure Data</b>	<b>\$483,339.85</b>
	<hr/>

**Benefits for Staff Relative to Collective Bargaining Agreements**

	<b>OBJECT</b>	<b>COVERED</b>	<b>NOT COVERED</b>	<b>TOTAL</b>
<b>10 General Fund</b>				
	211 Medical Insurance			
	212 Dental Insurance			
	215 Eye Care Insurance			
	216 Prescription Insurance			
	271 Self-Insurance Medical Benefits	4,025,311.48	1,006,327.87	5,031,639.35
	272 Self-Insurance Dental Benefits	329,979.64	82,494.91	412,474.55
	275 Self-Insurance Eye Care Benefits	132,016.30	33,004.07	165,020.37
	276 Self-Insurance Prescription Benefits	931,077.96	232,769.49	1,163,847.45
	<b>FUND TOTAL</b>	<b>\$5,418,385.38</b>	<b>\$1,354,596.34</b>	<b>\$6,772,981.72</b>
<b>50 Enterprise Fund</b>				
	211 Medical Insurance			
	212 Dental Insurance			
	215 Eye Care Insurance			
	216 Prescription Insurance			
	271 Self-Insurance Medical Benefits		140,322.15	140,322.15
	272 Self-Insurance Dental Benefits		4,244.92	4,244.92
	275 Self-Insurance Eye Care Benefits		2,241.24	2,241.24
	276 Self-Insurance Prescription Benefits		30,461.47	30,461.47
	<b>FUND TOTAL</b>		<b>\$177,269.78</b>	<b>\$177,269.78</b>
<b>60 Internal Service Fund</b>	<b>No Self Insurance data to report</b>			
	211 Medical Insurance			
	212 Dental Insurance			
	215 Eye Care Insurance			
	216 Prescription Insurance			
	271 Self-Insurance Medical Benefits			
	272 Self-Insurance Dental Benefits			
	275 Self-Insurance Eye Care Benefits			
	276 Self-Insurance Prescription Benefits			
	<b>FUND TOTAL</b>			
<b>Total of All Funds</b>		<b>\$5,418,385.38</b>	<b>\$1,531,866.12</b>	<b>\$6,950,251.50</b>

LEA : 113364503 Manheim Township SD

Printed 11/30/2018 10:00:57 AM

Function	Special Education (Prior Year)	Nonspecial Education (Prior Year)	Total (Prior Year)	Special Education (Current Year)	Nonspecial Education (Current Year)	Total (Current Year)
2120 Guidance Services	243,791.82	1,992,716.25	2,236,508.07	220,912.82	1,976,713.63	2,197,626.45
2140 Psychological Services	578,703.58	144,675.90	723,379.48	720,545.17	180,136.29	900,681.46
2150 Speech Pathology and Audiology Services						
2160 Social Work Services	8,101.46	66,220.04	74,321.50	7,511.42	67,211.66	74,723.08
2260 Instruction and Curriculum Development Services	588,416.13	724,169.43	1,312,585.56	435,924.35	783,058.74	1,218,983.09
2350 Legal and Accounting Services	12,770.08	159,301.84	172,071.92	35,151.86	190,793.33	225,945.19
2420 Medical Services	158,819.84	36,168.97	194,988.81	215,239.49	49,111.35	264,350.84
2440 Nursing Services	92,787.04	758,426.78	851,213.82	98,705.36	865,595.86	964,301.22
2700 Student Transportation Services	932,527.75	2,586,141.09	3,518,668.84	722,925.15	2,634,814.60	3,357,739.75
<b>Total</b>	<b>\$2,615,917.70</b>	<b>\$6,467,820.30</b>	<b>\$9,083,738.00</b>	<b>\$2,456,915.62</b>	<b>\$6,747,435.46</b>	<b>\$9,204,351.08</b>

(PRINCIPAL AMOUNTS ONLY)

**GOVERNMENTAL FUNDS/ ACTIVITIES**

	Short-Term Borrowing	General Obligation Bonds/Notes	Authority Building Obligations	Other Long-Term Debt	Other Post-Employment Benefits (OPEB)	Compensated Absences	Net Pension Liability	Total
1. Debt at Beginning of Fiscal Year		104,215,000.00				583,275.00	131,961,000.00	236,759,275.00
2. Additional Debt Incurred During Year		117,110,000.00			16,493,428.00		3,665,000.00	137,268,428.00
3. Retirements and Repayments		69,575,000.00				139,606.00		69,714,606.00
4. Debt at End of Fiscal Year		151,750,000.00			16,493,428.00	443,669.00	135,626,000.00	304,313,097.00
5. Accreted Interest at End Of Fiscal Year								
6. Total Debt and Accreted Interest		151,750,000.00			16,493,428.00	443,669.00	135,626,000.00	304,313,097.00
7. Current Portion P&I - Due within 1 year		12,023,329.09						12,023,329.09
8. Interest Paid during current fiscal year		3,677,473.73						3,677,473.73

(PRINCIPAL AMOUNTS ONLY)

**PROPRIETARY FUNDS**

	Short-Term Borrowing	General Obligation Bonds/Notes	Authority Building Obligations	Other Long-Term Debt	Other Post-Employment Benefits (OPEB)	Compensated Absences	Net Pension Liability	Total
1. Debt at Beginning of Fiscal Year							2,982,000.00	2,982,000.00
2. Additional Debt Incurred During Year					343,999.00		75,000.00	418,999.00
3. Retirements and Repayments								
4. Debt at End of Fiscal Year					343,999.00		3,057,000.00	3,400,999.00
5. Accreted Interest at End Of Fiscal Year								
6. Total Debt and Accreted Interest					343,999.00		3,057,000.00	3,400,999.00
7. Current Portion P&I - Due within 1 year								
8. Interest Paid during current fiscal year								

**Total Principal and Interest Payments Made by Your School - All Funds**

Function	Fund		Principal (910)	Principal (920)	Interest (830)	Total (Principal +Interest)	Misc Other Uses (990)
5110	10	General Fund					
5110	20	Special Revenue Funds					
5110	30	Capital Projects Funds					
5110	40	Debt Service Fund	8,825,000.00		3,532,322.58	12,357,322.58	
5110	90	Permanent Fund					
5120	10	General Fund					
5120	20	Special Revenue Funds					
5120	30	Capital Projects Funds					
5120	40	Debt Service Fund	60,750,000.00		145,151.15	60,895,151.15	
<b>Total Debt Payments - Governmental Funds</b>			<b>\$69,575,000.00</b>		<b>\$3,677,473.73</b>	<b>\$73,252,473.73</b>	

Function	Fund		Principal (910)	Principal (920)	Interest (830)	Total (Principal +Interest)
5110	50	Enterprise Fund				
5110	60	Internal Service Fund				
5120	50	Enterprise Fund				
5120	60	Internal Service Fund				
<b>Total Debt Payments - Proprietary Funds</b>						



**Debt Details**  
**Governmental Funds/ Activities**

Debt Category	Debt Issue Date (MM/YYYY)	Principal Amounts Only			Debt at End of Fiscal Year	Current Portion Due Within One Year (Principal and Interest)	Interest Paid During Fiscal Year
		Debt at Beginning of Fiscal Year	Additions	Reductions / Repayments			
General Obligation Bonds/Notes – CIB	04/2018		56,075,000.00		56,075,000.00	1,578,037.09	
General Obligation Bonds/Notes – CIB	04/2018		11,740,000.00		11,740,000.00	372,967.00	
General Obligation Bonds/Notes – CIB	05/2017	9,030,000.00		5,000.00	9,025,000.00	211,672.50	137,858.00
General Obligation Bonds/Notes – CIB	08/2017		49,295,000.00	5,485,000.00	43,810,000.00	5,615,000.00	346,598.81
General Obligation Bonds/Notes – CIB	12/2016	9,580,000.00		55,000.00	9,525,000.00	264,550.00	210,760.00
General Obligation Bonds/Notes – CIB	03/2015	5,240,000.00		2,185,000.00	3,055,000.00	2,308,637.50	130,900.00
General Obligation Bonds/Notes – CIB	10/2014	49,010,000.00		49,010,000.00			1,750,544.51
General Obligation Bonds/Notes – CIB	01/2014	9,980,000.00		5,000.00	9,975,000.00	335,892.50	310,962.50
General Obligation Bonds/Notes – CIB	02/2013	3,050,000.00		730,000.00	2,320,000.00	819,600.00	91,500.00
General Obligation Bonds/Notes – CIB	03/2012	6,575,000.00		350,000.00	6,225,000.00	516,972.50	167,435.00
General Obligation Bonds/Notes – CIB	09/2010	11,750,000.00		11,750,000.00			530,914.91
Compensated Absences		583,275.00		139,606.00	443,669.00		
Other Post-Employment Benefits (OPEB)			16,493,428.00		16,493,428.00		
Net Pension Liability		131,961,000.00	3,665,000.00		135,626,000.00		
<b>Totals for Debt Entered:</b>		<b>\$236,759,275.00</b>	<b>\$137,268,428.00</b>	<b>\$69,714,606.00</b>	<b>\$304,313,097.00</b>	<b>\$12,023,329.09</b>	<b>\$3,677,473.73</b>

**Bond Details**  
**Proprietary Funds**

Debt Category	Debt Issue Date (MM/YYYY)	Principal Amounts Only			Debt at End of Fiscal Year	Current Portion Due Within One Year (Principal and Interest)	Interest Paid During Fiscal Year
		Debt at Beginning of Fiscal Year	Additions	Reductions / Repayments			
Other Post-Employment Benefits (OPEB)			343,999.00		343,999.00		
Net Pension Liability		2,982,000.00	75,000.00		3,057,000.00		
<b>Totals for Debt Entered:</b>		<b>\$2,982,000.00</b>	<b>\$418,999.00</b>		<b>\$3,400,999.00</b>		

**General Fund (10)**

**Section 1: Tuition/Purchased Services as Reported within Expenditure Detail**

	<b>Amount</b>
Tuition Reported in General Fund Expenditures 1000-560	2,880,508.81
Purchased Services in General Fund Expenditures 1000-594 and 1000-597	

<b>Section 1 Total</b>	<b>\$2,880,508.81</b>
------------------------	-----------------------

**Section 2: Tuition Paid to Institution Types During Fiscal Year**

	<b>Tuition Paid For Nonspecial Education</b>	<b>Tuition Paid For Special Education</b>	<b>Total</b>
1 1306 Institutions			
2 Institutionalized Children's Programs			
3 Juveniles Incarcerated in Adult Facilities			
4 Residential Treatment Facilities			
5 Other Local Education Agencies	70,791.32	65,630.21	136,421.53
6 Brick and Mortar Charter Schools	41,860.14	12,463.58	54,323.72
7 Cyber Charter Schools	775,524.18	201,913.03	977,437.21
8 Career and Technology Centers	396,714.82	298,267.55	694,982.37
9 Approved Private Schools		703,534.48	703,534.48
10 PA Chartered Schools for the Deaf and Blind			
11 Private Residential Rehabilitative Institutions	26,393.01	49,183.27	75,576.28
12 Juvenile Detention Centers			
13 Special Program Jointures			
14 Other Tuition Not Included Elsewhere In This Section	31,080.00	207,153.22	238,233.22

<b>Section 2 Total</b>	<b>\$1,342,363.47</b>	<b>\$1,538,145.34</b>	<b>\$2,880,508.81</b>
------------------------	-----------------------	-----------------------	-----------------------